

Riverside County Fire Department/ CAL FIRE

2012

Yearly Emergency Incident Statistics



Print Date: 1/9/2013

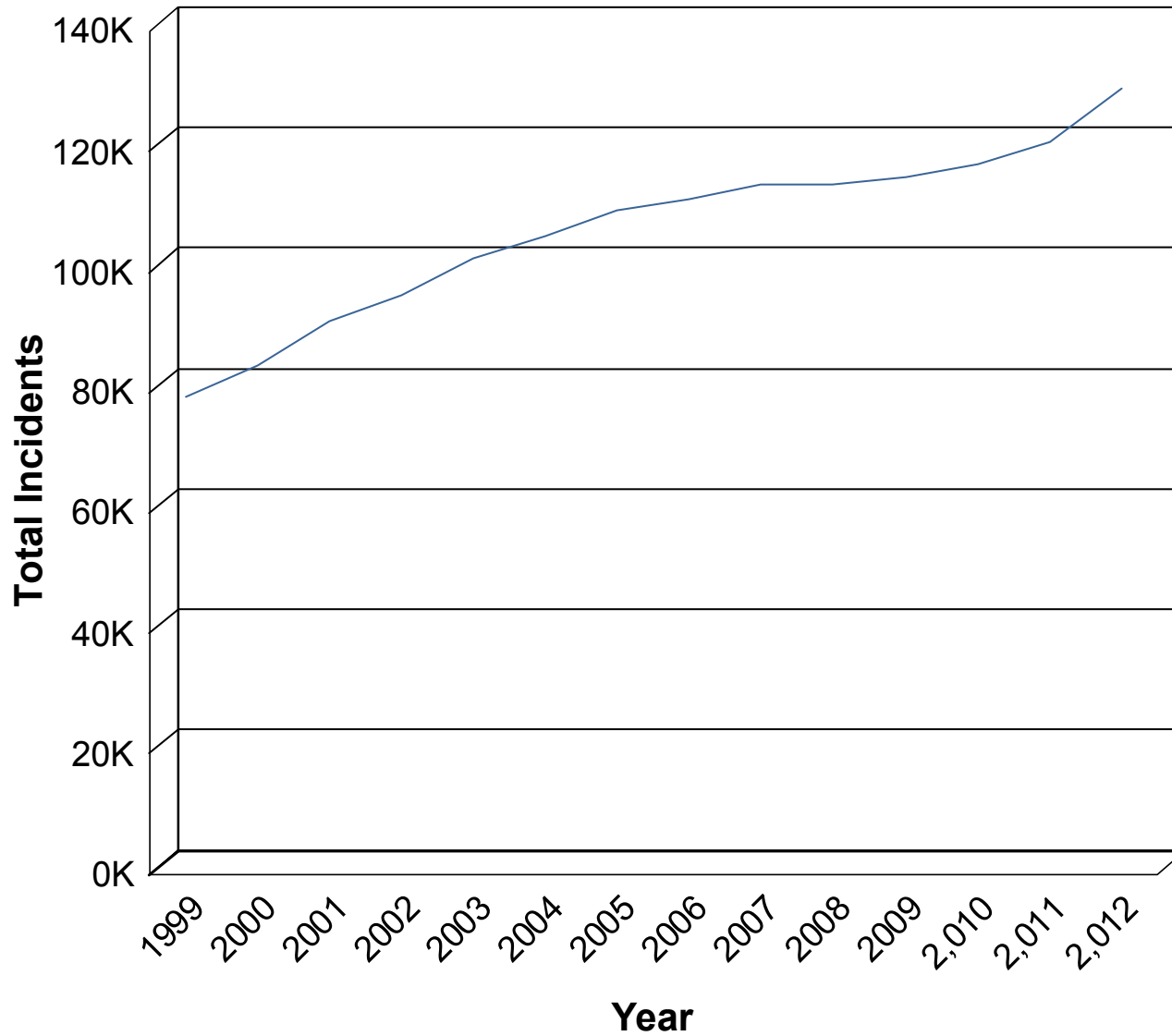
John R. Hawkins

Fire Chief

Report Provided By: Riverside County Fire Department

Riverside County Fire Department/ CAL FIRE 14 Year Activity Total

An average increase of 4.17% per year



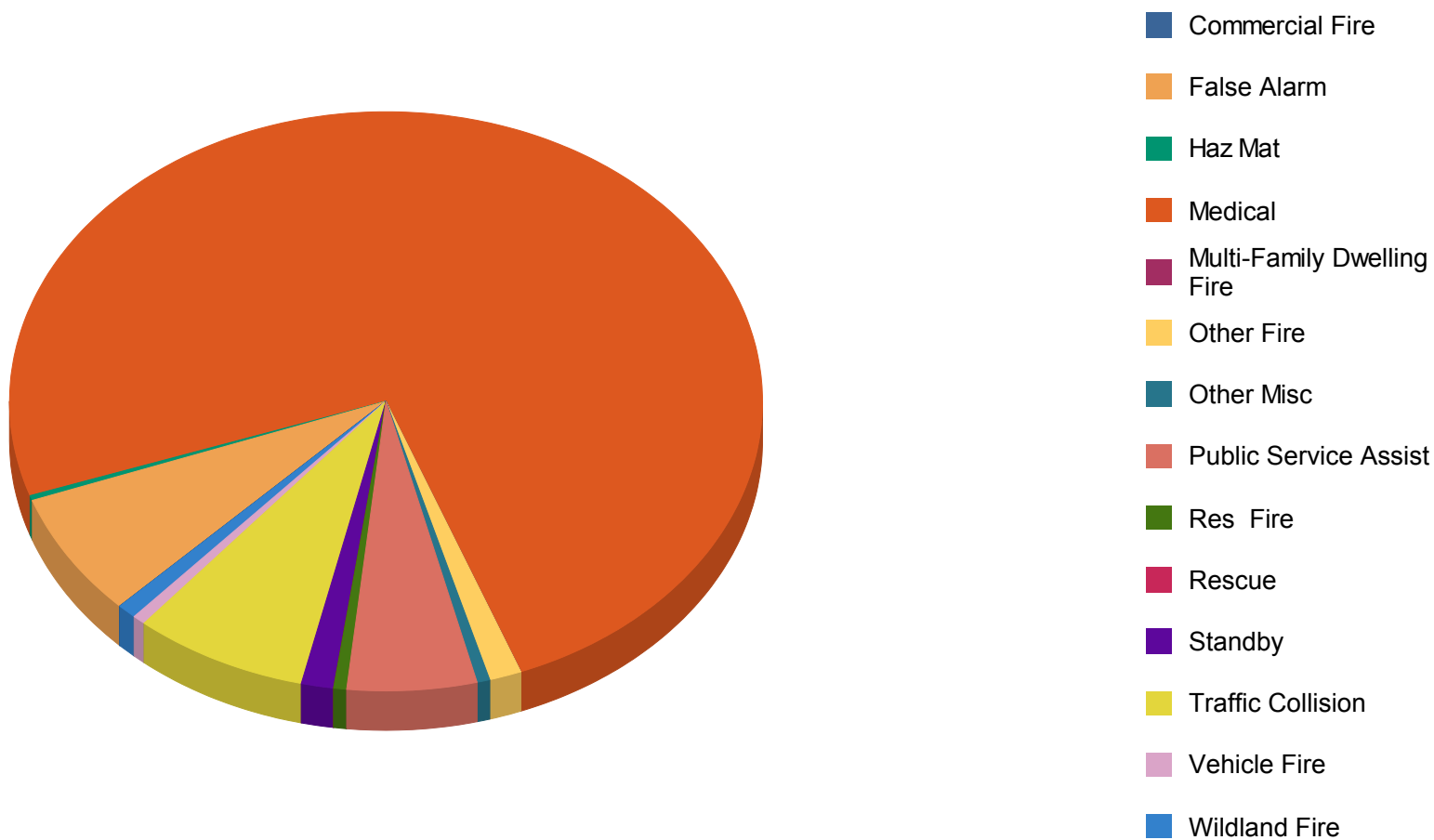
	Total		
	Total Incidents	Daily Average	Percent Change
2012	130583	357	7.30%
2011	121703	333	3.26%
2010	117859	322	1.85%
2009	115718	317	0.98%
2008	114599	314	0.06%
2007	114535	314	2.25%
2006	112011	307	1.62%
2005	110224	302	3.94%
2004	106050	291	3.76%
2003	102203	280	6.18%
2002	96254	264	4.64%
2001	91990	252	9.01%
2000	84386	231	6.28%
1999	79396	218	7.29%

Riverside County Fire Department/ CAL FIRE

2012 Incident Activity

74.32% of all incidents were Medical Emergencies

Medical	Traffic Collision	Rescue	Commercial Fire	Multi-Family Dwelling Fire	Wildland Fire	Vehicle Fire	Other Fire	False Alarm	Other Misc	Haz Mat	Public Service Assist	Res Fire	Standby	Total
97055	9783	39	115	58	917	771	1871	9113	815	325	6990	657	2074	130583
74.32%	7.49%	0.03%	0.09%	0.04%	0.70%	0.59%	1.43%	6.98%	0.62%	0.25%	5.35%	0.50%	1.59%	100.00%



Riverside County Fire Department/ CAL FIRE
2012 Response by Riverside County Fire Department / CAL FIRE

City of Banning

	Com Fire	False Alarm	Haz Mat	Medical	Multi-Fam Dwelling Fire	Other Fire	Other Misc	Public Service Assist	Res Fire	Rescue	Standby	Traffic Collision	Vehicle Fire	Wildland Fire	Total %Change
2012	5	164	7	3288	1	55	9	283	14	0	55	192	15	30	4118 4.36%
2011	4	154	4	3174	2	30	9	270	19	0	49	173	22	36	3946 3.16%
2010	5	179	5	3024	2	49	2	220	21	0	64	202	26	26	3825 4.54%
2009	2	161	7	2899	3	41	7	213	17	0	45	224	17	23	3659 0.33%
2008	6	205	11	2786	1	51	5	195	24	1	66	245	23	28	3647 -5.22%

City of Beaumont

	Com Fire	False Alarm	Haz Mat	Medical	Multi-Fam Dwelling Fire	Other Fire	Other Misc	Public Service Assist	Res Fire	Standby	Traffic Collision	Vehicle Fire	Wildland Fire	Total %Change
2012	1	201	7	2196	4	30	21	159	13	56	227	14	15	2944 17.34%
2011	1	185	0	1882	0	26	16	129	7	43	187	17	16	2509 -6.73%
2010	2	183	11	1944	1	21	11	145	6	50	293	13	10	2690 5.99%
2009	2	203	10	1810	2	34	9	105	10	47	269	20	17	2538 5.27%
2008	5	185	6	1701	4	32	11	90	14	47	271	23	22	2411 1.38%

City of Calimesa

	Com Fire	False Alarm	Haz Mat	Medical	Other Fire	Other Misc	Public Service Assist	Res Fire	Rescue	Standby	Traffic Collision	Vehicle Fire	Wildland Fire	Total %Change
2012	0	34	1	761	7	2	72	4	2	12	74	9	5	983 -5.39%
2011	0	39	2	809	9	2	72	4	0	14	68	13	7	1039 13.30%
2010	0	30	1	706	12	2	48	3	0	21	78	10	5	916 -8.39%
2009	1	43	1	744	8	4	62	6	2	20	97	4	6	998 3.30%
2008	4	32	3	722	5	6	52	6	0	18	94	13	14	969 -6.10%

City of Canyon Lake

	Com Fire	False Alarm	Medical	Multi-Fam Dwelling Fire	Other Fire	Other Misc	Public Service Assist	Res Fire	Rescue	Standby	Traffic Collision	Vehicle Fire	Wildland Fire	Total %Change
2012	0	40	598	1	12	2	67	8	0	5	42	2	5	782 12.68%
2011	0	33	568	0	7	5	44	3	0	11	21	0	2	694 1.46%
2010	1	46	525	0	6	5	43	8	1	5	39	2	3	684 -1.87%
2009	2	36	562	0	9	1	40	4	0	10	28	2	3	697 -1.41%
2008	1	19	592	0	8	2	46	6	0	6	24	1	2	707 9.61%

City of Coachella

	Com Fire	False Alarm	Haz Mat	Medical	Multi-Fam Dwelling Fire	Other Fire	Other Misc	Public Service Assist	Res Fire	Rescue	Standby	Traffic Collision	Vehicle Fire	Wildland Fire	Total %Change
2012	2	147	6	1608	2	71	5	55	20	0	40	210	41	30	2237 10.31%
2011	4	133	1	1485	1	58	3	60	15	0	33	186	29	20	2028 -2.31%
2010	3	118	3	1523	2	47	5	49	23	0	32	206	44	21	2076 -1.10%
2009	5	123	4	1554	2	55	9	44	17	1	29	185	45	26	2099 -6.09%
2008	10	140	6	1636	7	49	8	36	20	0	41	227	41	14	2235 3.66%

Riverside County Fire Department/ CAL FIRE

City of Desert Hot Springs

	Com Fire	False Alarm	Haz Mat	Medical	Multi-Fam Dwelling Fire	Other Fire	Other Misc	Public Service Assist	Res Fire	Rescue	Standby	Traffic Collision	Vehicle Fire	Wildland Fire	Total %Change
2012	3	237	6	3122	5	73	5	157	14	1	62	146	18	23	3872 2.98%
2011	4	226	2	3093	5	65	7	141	14	0	56	124	15	8	3760 6.70%
2010	3	195	4	2885	6	63	3	142	22	2	50	121	16	12	3524 12.44%
2009	3	209	6	2565	7	45	3	100	16	0	31	99	36	14	3134 2.18%
2008	4	210	4	2346	4	67	7	124	30	0	60	130	47	34	3067 0.13%

City of Indian Wells

	Com Fire	False Alarm	Haz Mat	Medical	Multi-Fam Dwelling Fire	Other Fire	Other Misc	Public Service Assist	Res Fire	Rescue	Standby	Traffic Collision	Vehicle Fire	Total %Change
2012	1	146	4	735	1	1	3	115	1	0	14	68	1	1090 22.89%
2011	1	106	0	593	0	2	1	86	3	1	12	81	1	887 0.11%
2010	1	118	0	614	0	6	5	73	1	1	12	52	3	886 -2.85%
2009	2	74	1	678	2	4	3	75	6	0	8	58	1	912 1.67%
2008	1	127	4	616	1	7	5	55	2	0	9	67	3	897 -11.45%

City of Indio

	Com Fire	False Alarm	Haz Mat	Medical	Multi-Fam Dwelling Fire	Other Fire	Other Misc	Public Service Assist	Res Fire	Rescue	Standby	Traffic Collision	Vehicle Fire	Wildland Fire	Total %Change
2012	13	519	11	4671	6	79	29	375	26	2	86	410	56	27	6310 9.89%
2011	12	480	16	4238	7	80	26	358	26	5	71	358	45	21	5743 2.57%
2010	15	425	10	4218	15	71	19	243	33	4	102	379	47	18	5599 4.69%
2009	20	452	10	3990	8	84	25	198	32	1	85	358	59	26	5348 -2.60%
2008	10	541	15	3950	12	93	25	218	42	1	103	395	66	20	5491 6.70%

City of La Quinta

	Com Fire	False Alarm	Haz Mat	Medical	Multi-Fam Dwelling Fire	Other Fire	Other Misc	Public Service Assist	Res Fire	Rescue	Standby	Traffic Collision	Vehicle Fire	Wildland Fire	Total %Change
2012	1	295	10	2335	0	9	7	181	20	1	45	170	13	3	3090 -0.16%
2011	2	290	8	2282	5	32	7	184	22	0	49	190	20	4	3095 10.30%
2010	1	321	7	2040	1	36	8	142	21	0	47	159	14	9	2806 0.90%
2009	4	320	3	2037	1	31	6	113	17	0	37	186	18	8	2781 -4.73%
2008	6	378	5	2012	2	35	5	145	28	1	55	224	21	2	2919 1.18%

City of Lake Elsinore

	Com Fire	False Alarm	Haz Mat	Medical	Multi-Fam Dwelling Fire	Other Fire	Other Misc	Public Service Assist	Res Fire	Rescue	Standby	Traffic Collision	Vehicle Fire	Wildland Fire	Total %Change
2012	3	327	10	3442	3	50	28	153	14	1	76	416	18	23	4564 15.54%
2011	7	302	6	2892	2	55	34	123	19	3	84	376	19	28	3950 -1.42%
2010	3	290	7	2891	1	55	39	142	14	6	80	426	30	23	4007 3.35%
2009	4	312	4	2826	1	46	11	113	19	0	81	405	30	24	3876 2.62%
2008	8	242	7	2714	8	38	13	125	28	2	82	455	36	20	3778 5.92%

Riverside County Fire Department/ CAL FIRE

City of Menifee

	Com Fire	False Alarm	Haz Mat	Medical	Multi-Fam Dwelling Fire	Other Fire	Other Misc	Public Service Assist	Res Fire	Rescue	Standby	Traffic Collision	Vehicle Fire	Wildland Fire	Total %Change
2012	0	354	15	5976	4	50	12	835	29	1	75	453	21	31	7856 3.85%
2011	2	315	5	5770	1	52	16	784	25	0	69	464	25	37	7565 6.85%
2010	5	327	10	5534	1	38	13	511	32	18	85	451	23	32	7080 -1.94%
2009	5	345	9	5598	0	46	8	556	22	1	72	500	34	24	7220 341.86%
2008	2	84	3	1241	0	15	5	123	7	2	20	119	5	8	1634 0.00%

City of Moreno Valley

	Com Fire	False Alarm	Haz Mat	Medical	Multi-Fam Dwelling Fire	Other Fire	Other Misc	Public Service Assist	Res Fire	Rescue	Standby	Traffic Collision	Vehicle Fire	Wildland Fire	Total %Change
2012	7	1033	35	11841	11	131	24	455	79	4	179	938	61	27	14825 10.31%
2011	16	1044	10	10530	8	125	32	409	75	2	170	884	72	62	13439 1.88%
2010	15	1038	23	10342	17	137	15	367	54	5	146	923	61	48	13191 3.17%
2009	13	936	30	10158	7	122	29	313	80	0	157	837	76	28	12786 4.30%
2008	19	945	41	9418	8	157	30	343	74	2	152	929	80	61	12259 1.09%

City of Palm Desert

	Com Fire	False Alarm	Haz Mat	Medical	Multi-Fam Dwelling Fire	Other Fire	Other Misc	Public Service Assist	Res Fire	Rescue	Standby	Traffic Collision	Vehicle Fire	Wildland Fire	Total %Change
2012	14	740	23	5847	3	46	19	604	18	0	94	353	21	6	7788 3.72%
2011	15	777	5	5685	2	40	26	517	19	0	62	339	18	4	7509 2.16%
2010	8	734	8	5598	4	33	15	460	22	2	70	367	25	4	7350 1.98%
2009	15	715	6	5482	5	46	17	457	22	1	72	342	21	6	7207 1.21%
2008	15	756	10	5404	10	57	16	380	19	0	78	355	17	4	7121 3.08%

City of Perris

	Com Fire	False Alarm	Haz Mat	Medical	Multi-Fam Dwelling Fire	Other Fire	Other Misc	Public Service Assist	Res Fire	Rescue	Standby	Traffic Collision	Vehicle Fire	Wildland Fire	Total %Change
2012	6	346	17	4088	0	65	129	174	35	1	86	446	35	37	5465 4.25%
2011	2	351	9	4000	1	44	128	178	19	2	49	388	24	47	5242 5.39%
2010	7	311	9	3822	2	43	81	134	22	14	49	419	38	23	4974 -3.66%
2009	8	337	9	3933	2	49	100	121	23	1	65	464	32	19	5163 -0.31%
2008	6	345	7	3879	3	60	94	151	32	2	61	465	38	36	5179 1.37%

City of Rancho Mirage

	Com Fire	False Alarm	Haz Mat	Medical	Multi-Fam Dwelling Fire	Other Fire	Other Misc	Public Service Assist	Res Fire	Rescue	Standby	Traffic Collision	Vehicle Fire	Wildland Fire	Total %Change
2012	6	358	8	3007	1	16	9	443	10	1	30	118	3	0	4010 1.44%
2011	4	326	2	3041	0	9	9	409	9	1	20	111	9	3	3953 -0.70%
2010	4	337	0	3087	3	9	4	374	4	3	33	110	12	1	3981 7.51%
2009	5	362	3	2816	2	12	8	322	13	1	38	111	10	0	3703 -1.17%
2008	9	374	3	2960	1	11	3	213	14	0	28	122	9	0	3747 3.54%

Riverside County Fire Department/ CAL FIRE

*Riverside County Unincorporated Areas

	Com Fire	False Alarm	Haz Mat	Medical	Multi-Fam Dwelling Fire	Other Fire	Other Misc	Public Service Assist	Res Fire	Rescue	Standby	Traffic Collision	Vehicle Fire	Wildland Fire	Total %Change	
2012	23	2802	112	28863	11	789	247	1942	269	14	872	3724	350	414	40432	450.00%
2011	25	2732	87	28280	14	792	243	1745	253	19	819	3545	342	494	39390	5.65%
2010	28	2605	99	26251	9	789	147	1598	242	43	770	3905	385	412	37283	0.00%
2009	38	2814	115	25974	13	797	171	1407	291	9	756	3857	450	395	37087	3.57%
2008	74	3114	132	31789	25	1013	244	1921	431	9	902	4589	690	630	45563	0.76%

City of San Jacinto

	Com Fire	False Alarm	Haz Mat	Medical	Multi-Fam Dwelling Fire	Other Fire	Other Misc	Public Service Assist	Res Fire	Rescue	Standby	Traffic Collision	Vehicle Fire	Wildland Fire	Total %Change	
2012	2	251	11	3885	0	60	10	220	15	0	61	200	16	5	4736	7.96%
2011	4	237	4	3561	3	49	22	209	20	0	60	203	6	9	4387	2.05%
2010	7	242	6	3468	2	40	9	186	28	8	39	240	12	12	4299	1.44%
2009	3	247	8	3402	1	39	6	198	16	0	36	248	18	16	4238	2.91%
2008	5	206	3	3254	5	55	5	215	18	0	48	268	15	21	4118	2.13%

City of Temecula

	Com Fire	False Alarm	Haz Mat	Medical	Multi-Fam Dwelling Fire	Other Fire	Other Misc	Public Service Assist	Res Fire	Rescue	Standby	Traffic Collision	Vehicle Fire	Wildland Fire	Total %Change	
2012	10	678	20	4996	3	52	14	367	19	2	73	777	25	10	7046	6.63%
2011	7	666	5	4590	5	48	24	317	18	1	85	787	25	30	6608	1.60%
2010	9	665	8	4535	8	52	16	246	19	7	86	822	25	6	6504	4.60%
2009	15	616	21	4355	4	49	8	225	21	1	89	775	24	15	6218	6.16%
2008	14	650	18	4015	4	49	12	233	19	0	81	711	36	15	5857	-1.25%

Wildomar

	Com Fire	False Alarm	Haz Mat	Medical	Multi-Fam Dwelling Fire	Other Fire	Other Misc	Public Service Assist	Res Fire	Rescue	Standby	Traffic Collision	Vehicle Fire	Wildland Fire	Total %Change	
2012	3	140	13	2183	1	38	4	108	4	1	49	214	11	13	2782	8.88%
2011	1	168	2	1943	0	28	5	123	13	0	51	181	16	24	2555	-4.45%
2010	0	176	1	2037	1	34	2	135	19	0	44	195	12	18	2674	6.11%
2009	5	185	5	1915	0	35	2	81	17	0	34	199	17	25	2520	279.52%
2008	0	60	0	516	0	11	1	13	2	0	6	49	3	3	664	0.00%

Riverside County Fire Department/ CAL FIRE

2012 Response by Community Council

	Com Fire	False Alarm	Haz Mat	Medical	Multi-Fam Dwelling Fire	Other Fire	Other Misc	Public Service Assist	Res Fire	Rescue	Standby	Traffic Collision	Vehicle Fire	Wildland Fire	Total
Bermuda Dunes Community Council	0	52	1	433	2	7	2	51	1	0	11	55	2	1	618
Desert Hot Springs Community Council	0	13	1	497	0	5	1	33	3	0	4	0	1	0	558
Desert Palms Community Council	0	45	4	1,075	0	3	3	267	2	0	9	22	0	0	1,430
Indio Hills Community Council	0	8	0	11	0	8	0	5	0	0	1	1	1	1	36
Mecca Community Council	2	28	0	432	1	22	10	14	4	0	19	42	3	12	589
Mesa Verde Community Council	0	3	0	60	0	5	0	1	2	0	1	0	0	1	73
North Shore Community Council	0	20	2	136	0	13	3	3	0	1	4	18	7	4	211
Oasis Community Council	0	36	0	238	0	16	0	5	9	0	13	34	8	20	379
Ripley Community Council	0	2	0	32	0	1	2	3	0	0	0	2	0	1	43
Sky Valley Community Council	0	10	0	185	0	5	0	11	2	0	7	13	1	2	236
Thermal Community Council	0	17	0	173	0	9	3	5	0	0	3	47	14	11	282
Thousand Palms Community Council	1	107	5	675	0	19	7	92	7	1	25	129	12	6	1,086
Vista Santa Rosa Community Council	0	20	1	190	0	7	1	3	2	0	7	27	4	6	268

Riverside County Fire Department/ CAL FIRE

2012 Response by Special District

		Com Fire	False Alarm	Haz Mat	Medical	Multi-Fam Dwelling Fire	Other Fire	Other Misc	Public Service Assist	Res Fire	Rescue	Standby	Traffic Collision	Vehicle Fire	Wildland Fire	Total
Agua Caliente Casino	Agua Caliente Casino	2	1	0	152	0	1	1	2	0	0	1	0	0	0	160
	Total	2	1	0	152	0	1	1	2	0	0	1	0	0	0	160
Augustine Casino	Augustine Casino	0	0	0	43	0	0	0	0	0	0	2	5	1	2	53
	Total	0	0	0	43	0	0	0	0	0	0	2	5	1	2	53
Cahuilla Casino	Cahuilla Casino	0	0	0	11	0	2	0	0	0	0	0	2	0	0	15
	Total	0	0	0	11	0	2	0	0	0	0	0	2	0	0	15
Fantasy Springs Casino	Fantasy Springs Casino	0	0	0	123	0	0	0	2	0	0	0	5	0	0	130
	Total	0	0	0	123	0	0	0	2	0	0	0	5	0	0	130
Idyllwild FPD Zone I	Idyllwild FPD Zone I	0	44	0	327	0	1	2	11	2	2	15	28	0	1	433
	Total	0	44	0	327	0	1	2	11	2	2	15	28	0	1	433
Idyllwild FPD Zone II	Idyllwild FPD Zone II	0	9	0	63	0	2	0	7	0	1	7	11	0	0	100
	Total	0	9	0	63	0	2	0	7	0	1	7	11	0	0	100
Idyllwild FPD Zone III	Idyllwild FPD Zone III	0	5	0	15	1	2	2	0	0	0	5	10	0	2	42
	Total	0	5	0	15	1	2	2	0	0	0	5	10	0	2	42
Morongo	Casino Morongo	4	13	0	296	0	23	1	8	0	1	3	4	2	0	355
	Total	4	13	0	296	0	23	1	8	0	1	3	4	2	0	355
Pechanga	Pechanga Casino	1	12	0	483	0	2	2	13	0	0	2	6	2	0	523
	Total	1	12	0	483	0	2	2	13	0	0	2	6	2	0	523
Rubidoux CSD	Rubidoux CSD	2	158	3	1947	1	50	9	122	14	0	46	137	21	15	2525
	Total	2	158	3	1947	1	50	9	122	14	0	46	137	21	15	2525
Soboba Casino	Soboba Casino	1	0	0	160	0	0	1	1	0	0	0	2	1	0	166
	Total	1	0	0	160	0	0	1	1	0	0	0	2	1	0	166
Spotlight 29 Casino	Spotlight 29 Casino	0	0	0	77	0	0	0	2	0	0	0	0	1	0	80
	Total	0	0	0	77	0	0	0	2	0	0	0	0	1	0	80
Temescal Canyon	Temescal Canyon	1	129	2	1409	0	58	54	118	14	1	46	145	18	12	2007
	Total	1	129	2	1409	0	58	54	118	14	1	46	145	18	12	2007
Torres-Martinez	Torres-Martinez	0	12	0	211	0	8	1	6	6	0	4	19	6	17	290

Riverside County Fire Department/ CAL FIRE

		Com Fire	False Alarm	Haz Mat	Medical	Multi-Fam Dwelling Fire	Other Fire	Other Misc	Public Service Assist	Res Fire	Rescue	Standby	Traffic Collision	Vehicle Fire	Wildland Fire	Total
Torres-Martinez	Total	0	12	0	211	0	8	1	6	6	0	4	19	6	17	290
Total		11	383	5	5317	2	149	73	292	36	5	131	374	52	49	6879

Riverside County Fire Department/ CAL FIRE 2012 Dispatch Contracts

Idyllwild Fire protection District

	Com Fire	False Alarm	Haz Mat	Medical	Other Fire	Other Misc	Public Service Assist	Res Fire	Rescue	Standby	Traffic Collision	Vehicle Fire	Wildland Fire	Total % Change	
2012	0	44	0	333	1	2	11	2	2	15	29	0	1	440	12.53%
2011	0	45	1	293	4	2	12	4	0	13	16	1	0	391	5.65%
2010	0	44	0	271	9	7	6	8	1	16	17	2	0	381	16.87%
2009	0	47	0	238	0	3	5	9	0	11	11	2	0	326	-16.20%
2008	3	43	0	279	8	3	10	7	0	13	21	1	1	389	7.46%

Morongo Band of Mission Indians

	Com Fire	False Alarm	Haz Mat	Medical	Other Fire	Other Misc	Public Service Assist	Res Fire	Rescue	Standby	Traffic Collision	Vehicle Fire	Wildland Fire	Total % Change	
2012	5	32	0	423	26	1	10	0	1	12	13	2	3	528	16.30%
2011	2	18	0	401	3	0	8	0	0	0	11	2	9	454	4.13%
2010	1	17	0	379	2	2	10	2	0	7	4	3	9	436	0.93%
2009	1	18	1	379	1	1	7	1	0	9	9	4	1	432	4.85%
2008	0	22	0	332	6	2	11	0	0	3	27	5	4	412	-22.99%

Pechanga Band of Luiseno Mission Indians

	Com Fire	False Alarm	Haz Mat	Medical	Other Fire	Other Misc	Public Service Assist	Res Fire	Standby	Traffic Collision	Vehicle Fire	Wildland Fire	Total % Change	
2012	1	23	0	591	4	5	20	2	6	27	3	0	682	10.89%
2011	2	23	1	520	4	5	21	0	11	24	3	1	615	30.30%
2010	4	16	0	411	3	0	14	0	8	15	0	1	472	-8.53%
2009	4	21	0	457	2	1	16	1	5	8	1	0	516	4.88%
2008	2	39	1	424	6	1	8	1	4	2	2	1	491	3.37%

Environmental Health

	Haz Mat	Total	%Change
2009	258	258	-11.34%
2008	291	291	-4.90%

**Riverside County Fire Department/ CAL FIRE
Schedule 'A'**

2012 Breakdown for Morongo Band of Mission Indians

		Com Fire	False Alarm	Medical	Other Fire	Other Misc	Public Service Assist	Rescue	Standby	Traffic Collision	Vehicle Fire	Wildland Fire	Total
2012		5	32	423	26	1	10	1	12	13	2	3	528
	Per CDF and BIA agreement*												-33
	Total												495

2012 Breakdown for Pechanga Band of Luiseno Mission Indians

		Com Fire	False Alarm	Medical	Other Fire	Other Misc	Public Service Assist	Res Fire	Standby	Traffic Collision	Vehicle Fire	Total
2012		1	23	591	4	5	20	2	6	27	3	682
	Per CDF and BIA agreement*											-40
	Total											642

Riverside County Fire Department/ CAL FIRE

2012 Mutual / Auto Aid Response by Jurisdiction

	Com Fire	False Alarm	Haz Mat	Medical	Other Fire	Other Misc	Public Service Assist	Res Fire	Rescue	Standby	Traffic Collision	Vehicle Fire	Wildland Fire	Total
BLYTHE	0	3	1	37	8	14	2	0	0	1	4	0	1	71
CATHEDRAL CITY FD	0	1	1	21	7	5	4	0	0	0	20	1	0	60
CORONA	0	6	0	159	35	36	18	1	0	10	41	2	3	311
HEMET CITY FD	0	6	0	38	13	30	9	0	0	3	34	1	1	135
MURRIETA	0	5	3	182	21	17	7	0	0	6	96	0	2	339
NORCO	2	156	4	1295	39	10	119	16	2	43	203	20	6	1915
PALM SPRINGS CITY FD	0	4	0	8	13	41	2	1	0	1	7	0	4	81
RIVERSIDE CITY FD	0	4	0	18	13	18	4	0	0	2	44	0	2	105
Total	2	185	9	1758	149	171	165	18	2	66	449	24	19	3017

Riverside County Fire Department/ CAL FIRE

Chief Response

	Com Fire	False Alarm	Haz Mat	Medical	Multi-Fam Dwelling Fire	Other Fire	Other Misc	Public Service Assist	Res Fire	Rescue	Standby	Traffic Collision	Vehicle Fire	Wildland Fire	Total
B10	5	51	13	13	1	28	0	3	31	0	9	49	5	20	228
B10A	2	30	2	14	1	20	0	4	12	0	12	23	4	14	138
B10B	4	35	1	31	3	12	2	3	20	0	11	34	4	21	181
B11	2	41	18	18	1	20	7	1	35	1	5	52	2	36	239
B12A	15	100	8	28	4	30	2	6	40	2	25	58	8	16	342
B12B	21	150	9	49	13	39	4	16	68	1	23	88	11	35	527
B13	11	138	17	25	7	40	3	4	54	2	20	120	13	63	517
B14	21	88	28	49	7	53	1	11	72	5	19	146	13	53	566
B15A	6	94	21	14	4	7	1	3	37	1	12	100	3	51	354
B15B	6	85	5	12	2	21	4	1	38	0	19	66	2	40	301
B16A	12	63	13	25	4	21	5	3	31	2	17	66	7	18	287
B16B	14	84	13	18	6	30	4	6	43	5	8	81	15	35	362
B17	2	44	14	10	5	48	8	4	43	1	11	59	6	62	317
B2	10	65	9	21	2	18	0	3	44	4	12	74	2	31	295
B3	8	76	15	16	7	23	3	2	55	1	17	71	10	69	373
B30	0	15	3	15	1	6	0	0	7	0	3	25	1	17	93
B31	3	22	3	9	2	8	2	2	17	2	8	21	2	12	113
B3109	2	2	0	0	1	2	1	0	0	0	0	2	0	4	14
B3110	2	17	3	4	0	12	0	0	17	1	3	23	4	24	110
B3111	5	84	9	30	2	39	5	5	54	6	13	77	8	59	396
B3112	8	96	10	26	4	20	4	6	56	4	15	90	7	71	417
B3113	5	80	18	42	7	22	4	5	52	1	18	57	4	66	381
B3114	3	82	15	18	1	35	6	8	53	0	18	71	4	40	354
B3115	3	77	19	25	4	42	5	0	40	3	14	86	6	52	376
B3116	6	26	10	17	1	8	4	4	13	0	5	30	2	37	163
B3117	6	36	5	8	3	13	6	2	18	0	7	29	3	24	160
B3118	0	8	2	4	0	1	0	0	11	0	4	13	0	5	48
B3119	2	29	0	10	1	12	0	0	11	2	5	13	2	14	101
B3120	7	27	5	20	0	22	3	0	21	1	7	31	4	33	181
B32	1	12	0	1	0	5	0	1	4	0	5	14	0	9	52
B33	1	4	2	0	0	0	2	0	5	2	0	4	0	1	21
B3311	0	0	0	0	0	0	0	0	0	0	0	0	0	2	2
B3315	0	0	0	0	0	0	0	0	1	0	0	0	0	1	2
B34	4	32	6	12	4	14	7	3	21	1	11	43	3	16	177
B3413	0	0	0	0	0	0	0	0	0	0	0	0	0	1	1
B3414	0	0	0	0	0	0	0	0	0	0	0	0	0	1	1
B3509	0	0	0	0	0	0	0	0	0	0	0	1	0	1	2
B3511	0	0	0	0	0	0	0	0	0	0	0	0	0	2	2
B37	3	23	14	5	1	8	1	1	25	0	4	23	2	13	123
B38	2	4	0	0	0	0	0	0	0	0	0	1	0	0	7
B39	2	8	0	0	0	4	3	0	1	1	1	8	1	5	34

Riverside County Fire Department/ CAL FIRE

	Com Fire	False Alarm	Haz Mat	Medical	Multi-Fam Dwelling Fire	Other Fire	Other Misc	Public Service Assist	Res Fire	Rescue	Standby	Traffic Collision	Vehicle Fire	Wildland Fire	Total
B4	5	29	3	14	1	23	4	3	23	1	12	59	3	22	202
B40	0	10	2	0	0	5	3	1	10	0	1	18	1	14	65
B4113	0	0	0	0	0	0	0	0	0	0	0	0	0	1	1
B5	2	74	10	19	3	28	3	4	35	2	13	57	5	50	305
B6	12	65	5	16	7	31	5	1	44	3	5	52	13	37	296
B7	6	41	3	6	1	12	2	2	15	0	3	24	2	15	132
B7303	0	0	1	0	0	0	0	0	0	0	0	0	0	0	1
B7707	0	0	0	0	0	0	0	0	1	0	0	1	0	0	2
B7A	7	47	9	12	3	22	0	1	29	1	11	32	7	12	193
B7B	5	21	4	7	4	6	2	3	12	0	5	14	4	23	110
B8	2	14	1	8	0	8	2	0	8	1	2	26	0	7	79
B9A	8	106	15	28	3	28	7	6	75	2	26	79	7	44	434
B9B	15	172	20	86	11	62	10	12	99	7	24	187	31	94	830
BDCMT77	0	0	0	0	0	10	0	0	0	0	0	0	0	0	10
BDFB53	0	0	0	1	0	1	0	0	0	0	0	0	0	2	4
BDFCRW	0	0	0	0	0	0	0	0	0	0	0	0	0	1	1
BDFDC5	0	0	0	0	0	0	0	0	0	0	0	0	0	3	3
BDFE353	0	3	0	1	0	1	0	1	0	0	1	2	1	4	14
BDFP36	0	1	0	0	0	0	0	0	0	0	0	0	0	0	1
BDFP54	0	0	0	3	0	0	0	1	0	0	0	0	0	4	8
BDFP58	0	0	0	0	0	1	0	0	0	0	0	0	0	0	1
BNL1	0	0	0	0	0	0	0	0	0	0	0	0	0	1	1
BNL5	0	0	0	0	0	0	0	0	0	0	0	0	0	1	1
BR24	0	8	0	38	0	0	0	3	1	0	1	6	0	6	63
BR26	0	0	0	0	0	0	0	0	0	0	0	0	0	1	1
BS38	2	2	0	0	1	1	0	0	12	0	0	0	1	0	19
BS92	0	0	0	0	1	0	0	0	5	0	0	0	0	0	6
DC1	1	1	0	0	2	1	0	1	6	0	0	2	0	4	18
DC10	4	0	0	8	1	0	0	0	2	0	0	0	0	5	20
DC11	2	1	1	1	2	0	0	0	2	0	1	0	0	2	12
DC2	6	0	0	1	3	1	0	0	4	0	0	0	0	1	16
DC3104	0	0	0	0	1	1	0	0	1	0	0	1	0	3	7
DC3105	0	0	0	2	0	0	0	0	1	0	0	0	0	3	6
DC3106	1	0	0	0	0	0	0	0	2	0	0	1	0	6	10
DC3107	4	1	1	5	2	2	0	1	1	0	0	3	2	5	27
DC3108	0	0	0	4	0	0	2	0	1	0	0	0	0	4	11
DC3606	0	0	0	0	0	0	0	0	0	0	0	0	0	3	3
DC4	1	3	1	1	2	1	1	1	5	0	1	4	0	2	23
Total	287	2427	386	850	147	928	138	148	1444	66	467	2317	235	1454	11294

Riverside County Fire Department/ CAL FIRE

Dozer Statistics

	Wildland Fire	All Others	Total
D12	7	2	9
D3140	242	109	351
D3141	64	27	91
D3142	221	95	316
Total	534	233	767

Crews Statistics

	Com Fire	False Alarm	Medical	Other Fire	Other Misc	Public Service Assist	Res Fire	Rescue	Traffic Collision	Vehicle Fire	Wildland Fire	Total
BAT1	0	2	0	4	0	0	2	0	0	0	28	36
BAT4	0	5	1	3	2	1	2	1	1	0	34	50
BAT5	0	1	1	4	1	0	0	0	0	0	24	31
BAT6	0	5	1	5	5	0	1	1	1	1	34	54
NOR2	0	1	2	4	1	1	0	0	0	1	23	33
NOR3	0	1	2	1	2	0	0	0	0	0	27	33
NORCC	0	0	3	4	0	1	0	0	0	0	37	45
OGN2	0	4	1	6	3	0	0	0	0	1	31	46
OGN4	0	2	0	6	3	0	0	0	1	0	31	43
OGN5	0	4	0	3	0	0	0	1	1	0	27	36
OGN7	1	2	0	4	4	0	0	1	0	0	33	45
OGNCC	1	6	1	7	0	0	0	2	0	0	60	77
Total	2	33	12	51	21	3	5	6	4	3	389	529

Air Attack, Air Tankers, and Helicopter Statistics

	False Alarm	Medical	Other Fire	Other Misc	Public Service Assist	Rescue	Traffic Collision	Wildland Fire	Total
AA310	3	0	0	0	0	0	0	10	13
AT72	5	0	1	1	0	0	0	11	18
AT73	4	0	1	1	0	0	0	8	14
H301	7	13	2	3	1	3	2	9	40
Total	19	13	4	5	1	3	2	38	85

Breathing Support Statistics

	Com Fire	False Alarm	Haz Mat	Medical	Multi-Fam Dwelling Fire	Other Fire	Other Misc	Public Service Assist	Res Fire	Rescue	Standby	Traffic Collision	Vehicle Fire	Wildland Fire	Total
BS26	1	0	0	0	2	0	0	0	10	0	0	0	0	0	13
BS31	1	0	0	0	0	0	0	0	1	0	0	0	0	0	2
BS35	31	74	2	14	17	25	0	5	145	2	2	8	8	12	345
BS38	2	2	0	0	1	1	0	0	12	0	0	0	1	0	19
BS45	0	0	0	0	0	0	0	0	1	0	0	0	0	0	1
BS83	6	4	3	1	2	3	0	0	46	1	1	1	2	1	71
BS90	2	4	0	1	1	4	1	0	26	0	0	0	0	0	39
BS92	0	0	0	0	1	0	0	0	5	0	0	0	0	0	6
Total	43	84	5	16	24	33	1	5	246	3	3	9	11	13	496

Riverside County Fire Department/ CAL FIRE

Truck Statistics

	Com Fire	False Alarm	Haz Mat	Medical	Multi-Fam Dwelling Fire	Other Fire	Other Misc	Public Service Assist	Res Fire	Rescue	Standby	Traffic Collision	Vehicle Fire	Wildland Fire	Total
T17	14	307	4	428	2	37	1	40	77	3	34	261	24	7	1239
T2	5	349	3	874	8	21	4	75	59	4	41	175	7	1	1626
T33	25	472	9	656	7	16	2	67	38	2	23	117	4	4	1442
T442	2	0	0	0	0	0	0	0	0	0	0	0	0	0	2
T73	8	381	3	489	4	15	2	74	31	3	15	194	6	1	1226
T76	5	239	4	561	10	22	2	101	54	4	17	182	7	10	1218
T86	23	440	3	868	11	50	1	78	65	2	32	144	18	6	1741
T91	8	389	11	684	8	20	6	56	57	3	28	114	13	5	1402
Total	90	2577	37	4560	50	181	18	491	381	21	190	1187	79	34	9896

**Riverside County Fire Department/ CAL FIRE
2012 Percentage by Division**

West Desert	25418	19.47%
South West	24995	19.14%
Moreno Valley	15497	11.87%
North West	14530	11.13%
Bautista	11504	8.81%
Temecula	10874	8.33%
Oak Glen	10607	8.12%
Indio	7026	5.38%
East Desert	4174	3.20%
Northwest	3680	2.82%
Special Districts	2278	1.74%

2012 Percentage by Battalion

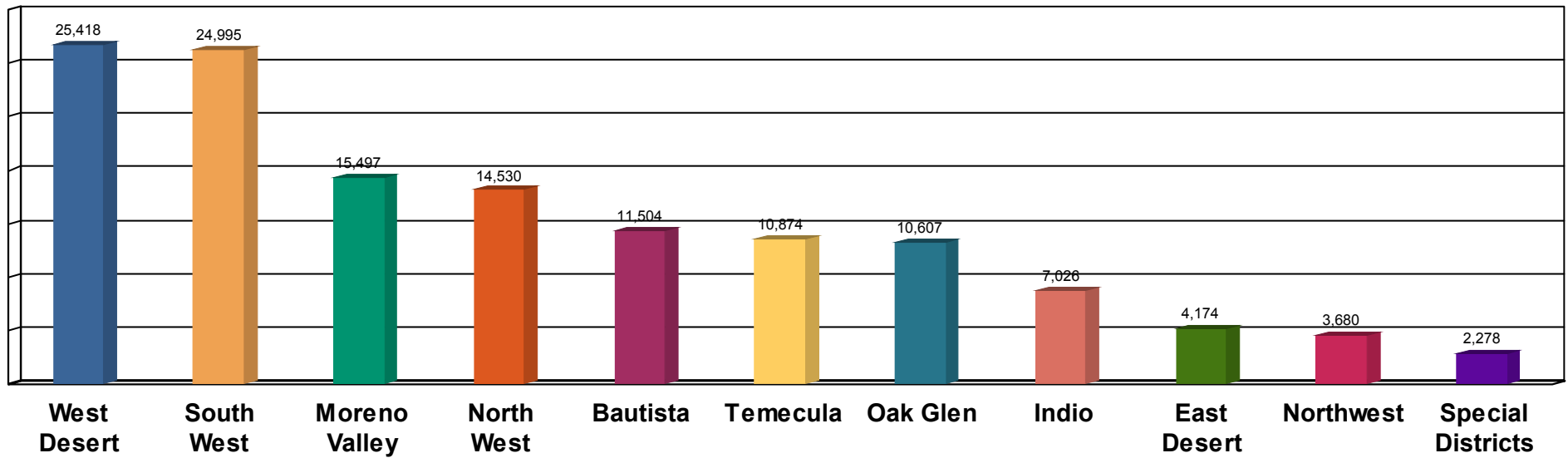
09	15497	11.87%
12	12019	9.20%
15	10874	8.33%
03	10607	8.12%
05	10078	7.72%
13	9025	6.91%
14	8434	6.46%
10	8320	6.37%
01	8077	6.19%
02	7893	6.04%
16	7026	5.38%
04	6096	4.67%
07	5079	3.89%
17	3680	2.82%
06	3312	2.54%
00	2278	1.74%
11	1426	1.09%
08	862	0.66%

**2012 Top 10 Primary Response
Areas (PRA)**

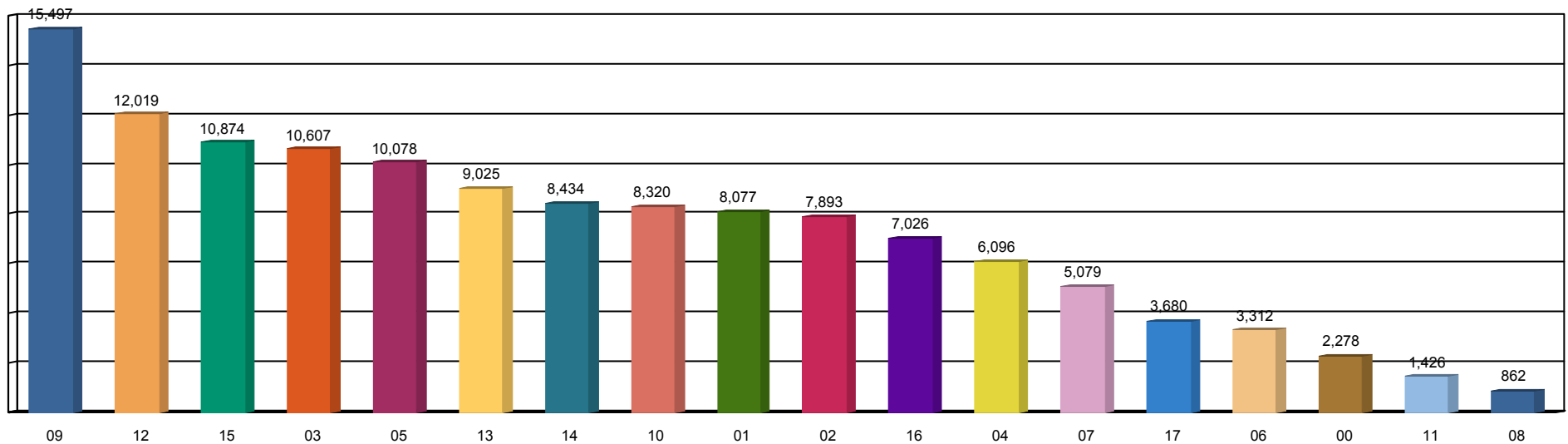
07 - Sun City	4773	3.66%
25 - San Jacinto	4229	3.24%
37 - Desert Hot Springs	4134	3.17%
71 - Palm Desert North	4132	3.16%
06 - Edgemont FS	3802	2.91%
02 - Sunnymead	3386	2.59%
01 - Perris	3278	2.51%
20 - Beaumont	3146	2.41%
86 - Indio # 1	3119	2.39%
65 - Kennedy Park	2988	2.29%

Riverside County Fire Department/ CAL FIRE

2012 Calls by Division



2012 Calls by Battalion*



*Battalion 00 are incidents that occurred outside of the 17 Battalions

Riverside County Fire Department/ CAL FIRE

2012 Incidents by Battalion

	Com Fire	False Alarm	Haz Mat	Medical	Multi-Fam Dwelling Fire	Other Fire	Other Misc	Public Service Assist	Res Fire	Rescue	Standby	Traffic Collision	Vehicle Fire	Wildland Fire	Total
00															
00 - Out of Jurisdiction Calls	0	0	0	5	0	3	39	0	0	0	0	0	0	145	192
177 - Pechanga # 1	0	8	0	67	0	3	2	4	1	0	0	4	0	1	90
277 - Pechanga # 2	1	15	0	527	0	3	3	17	1	0	7	34	3	1	612
278 - Morongo # 1	5	32	0	423	0	26	1	10	0	1	12	13	2	3	528
621 - Idyllwild FPD	0	44	0	333	0	1	2	11	2	2	15	29	0	1	440
Total	6	99	0	1355	0	36	47	42	4	3	34	80	5	151	1862
01															
01 - Perris	4	202	10	2422	0	33	128	118	13	1	49	257	17	24	3278
03 - Nuvview	0	56	3	452	0	14	4	22	3	0	24	41	9	9	637
09 - Goodmeadow	0	31	1	454	0	36	6	19	8	0	26	41	9	15	646
54 - Homeland	0	92	6	899	0	25	1	65	11	0	23	73	20	7	1222
90 - North Perris	2	157	5	1784	0	38	3	63	23	0	32	158	14	15	2294
Total	6	538	25	6011	0	146	142	287	58	1	154	570	69	70	8077
02															
10 - Elsinore	1	161	3	1259	2	22	8	65	4	1	42	180	12	9	1769
11 - Lakeland Village	0	59	2	724	0	9	2	24	6	0	32	64	2	8	932
51 - El Cariso	0	5	0	51	0	3	2	3	0	3	4	120	2	1	194
61 - Wildomar	2	103	5	1390	0	28	7	78	6	1	35	149	6	10	1820
62 - Rancho Carrilo	0	0	0	2	0	0	0	0	0	0	0	0	0	0	2
74 - Rancho Capistrano	0	0	0	12	0	0	0	2	1	0	0	2	0	0	17
85 - Mcvicker Park	3	63	3	1361	1	21	0	70	8	0	18	100	6	15	1669
94 - Canyon Hill	0	124	4	1107	1	11	17	57	2	0	20	136	5	6	1490
Total	6	515	17	5906	4	94	36	299	27	5	151	751	33	49	7893
03															
20 - Beaumont	3	130	4	2519	0	28	9	259	5	0	39	130	10	10	3146
21 - Calimesa	6	48	1	1194	1	30	6	82	23	1	15	108	16	18	1549
22 - Cherry Valley	0	74	3	898	1	11	12	110	4	1	33	46	5	8	1206
63 - Poppet Flats	0	3	0	59	0	1	2	5	1	0	4	13	0	6	94
66 - Beaumont City	0	125	6	1203	3	18	12	53	7	1	27	240	10	15	1720
89 - Banning	3	98	6	1600	1	37	7	98	11	0	38	123	7	28	2057
Total	12	478	20	7473	6	125	48	607	51	3	156	660	48	85	9772
04															
13 - Home Gardens	1	37	0	472	0	7	13	49	6	1	10	27	4	2	629
14 - Corona	1	91	1	571	0	52	34	52	6	1	19	122	12	8	970
15 - El Cerrito	0	56	2	395	0	10	9	29	6	0	24	71	4	0	606
27 - East Vale	2	192	13	1599	0	35	3	104	21	0	50	189	9	9	2226
64 - Sycamore Creek	0	77	3	621	0	13	3	42	2	0	19	94	14	7	895
Total	4	453	19	3658	0	117	62	276	41	2	122	503	43	26	5326
05															
25 - San Jacinto	3	209	8	3485	0	48	12	190	14	0	58	185	12	5	4229
26 - Little Lake	0	107	6	1773	1	35	9	88	13	0	41	71	6	6	2156
28 - Sage	0	20	2	130	0	5	4	11	5	0	12	31	6	7	233
34 - Winchester	0	38	1	308	0	14	4	17	5	0	8	84	3	8	490
52 - Cottonwood	0	25	2	144	0	5	3	1	2	0	5	41	1	6	235
72 - Valle Vista	1	58	2	1442	2	14	13	115	9	0	26	67	4	7	1760
78 - San Jacinto # 2	0	57	3	665	0	18	23	47	2	2	10	130	9	9	975
Total	4	514	24	7947	3	139	68	469	50	2	160	609	41	48	10078
06															
39 - Thermal	0	14	0	144	0	5	2	1	0	0	4	32	8	12	222
40 - Mecca	2	31	0	489	1	30	11	16	4	0	20	57	4	15	680

Riverside County Fire Department/ CAL FIRE

	Com Fire	False Alarm	Haz Mat	Medical	Multi-Fam Dwelling Fire	Other Fire	Other Misc	Public Service Assist	Res Fire	Rescue	Standby	Traffic Collision	Vehicle Fire	Wildland Fire	Total	
06	41 - North Shore	0	20	2	136	0	14	3	3	0	1	4	19	7	4	213
	42 - Oasis	0	35	0	222	0	12	0	7	9	0	12	28	7	17	349
	79 - Coachella	2	119	5	1333	2	65	5	42	17	0	34	162	36	26	1848
	Total	4	219	7	2324	3	126	21	69	30	1	74	298	62	74	3312
07	32 - La Quinta	0	127	3	1011	0	6	2	88	12	1	24	45	7	2	1328
	35 - Thousand Palms	3	123	8	934	0	30	49	112	8	1	31	106	10	4	1419
	70 - La Quinta South	0	78	7	526	0	8	7	32	6	0	9	36	9	6	724
	81 - North Bermuda Dunes	1	121	8	1701	4	17	6	332	4	0	22	124	8	2	2350
	93 - La Quinta North	1	166	3	1358	0	5	4	164	4	0	24	142	7	2	1880
	Total	5	615	29	5530	4	66	68	728	34	2	110	453	41	16	7701
08	43 - Blythe	0	14	0	88	0	23	12	2	0	1	10	11	2	10	173
	44 - Ripley	0	7	0	93	0	13	3	6	3	0	3	15	1	5	149
	45 - Blythe Air Base	0	11	1	123	0	10	14	16	3	0	2	30	4	2	216
	46 - Riverbend FS	0	3	0	26	0	4	2	0	0	0	1	11	0	1	48
	47 - Norco	1	31	2	471	0	16	4	45	6	1	17	63	5	2	664
	49 - Lake Tamarisk	0	17	0	112	0	2	3	9	2	1	5	114	10	1	276
	Total	1	83	3	913	0	68	38	78	14	3	38	244	22	21	1526
09	02 - Sunnymead	1	174	6	2802	1	26	1	115	25	0	41	184	8	2	3386
	06 - Edgemont FS	1	261	10	2892	8	44	12	111	11	0	46	376	20	10	3802
	48 - Sunnymead Ranch	2	83	2	1073	0	13	2	39	8	1	13	97	7	4	1344
	58 - Moreno	0	78	6	714	1	13	4	52	5	2	18	158	10	7	1068
	65 - Kennedy Park	1	180	6	2432	0	25	6	73	15	0	46	189	14	1	2988
	91 - College Park	1	300	6	2037	1	25	5	71	16	2	22	140	11	9	2646
	Total	6	1076	36	11950	11	146	30	461	80	5	186	1144	70	33	15234
10	24 - Cabazon	0	60	3	524	0	18	3	22	9	0	24	132	15	25	835
	36 - North Palm Springs	1	47	0	283	0	41	6	14	7	0	31	153	21	43	647
	37 - Desert Hot Springs	4	246	7	3351	5	78	7	176	17	1	65	143	17	17	4134
	56 - Sky Valley	0	35	1	756	0	18	1	49	5	0	14	29	4	5	917
	Total	5	388	11	4914	5	155	17	261	38	1	134	457	57	90	6533
11	23 - Pine Cove	0	19	0	72	1	4	2	7	0	2	12	17	0	4	140
	29 - Anza	0	36	4	587	0	11	4	27	3	0	15	27	1	9	724
	30 - Pinyon	0	8	0	48	0	2	1	6	1	0	4	60	4	5	139
	53 - Garner Valley	0	16	0	78	0	6	45	4	0	0	1	39	1	4	194
	77 - Lake Riverside	0	17	1	158	0	4	2	7	2	0	8	21	3	6	229
	Total	0	96	5	943	1	27	54	51	6	2	40	164	9	28	1426
12	33 - Palm Desert	6	253	10	1895	0	19	9	160	5	1	34	144	11	3	2550
	50 - South Rancho Mirage	1	111	2	691	0	4	5	94	4	0	11	29	1	0	953
	55 - Indian Wells	3	183	6	1284	1	7	3	131	5	0	27	113	0	0	1763
	67 - Mesa View	1	78	2	584	0	1	2	63	8	0	11	23	2	2	777
	69 - Rancho Mirage North	3	309	2	1217	1	13	5	222	3	0	14	54	1	0	1844
	71 - Palm Desert North	5	313	7	3195	1	13	8	396	4	0	27	152	9	2	4132
Total	19	1247	29	8866	3	57	32	1066	29	1	124	515	24	7	12019	
13	05 - Quail Valley	0	27	0	476	1	17	1	35	10	0	15	37	1	6	626
	07 - Sun City	0	129	9	3768	4	13	2	631	12	1	35	158	7	4	4773
	60 - Canyon Lake	0	32	0	485	0	12	3	51	5	0	11	33	1	10	643
	68 - Menifee	0	59	2	750	0	23	3	53	4	0	22	135	5	11	1067

Riverside County Fire Department/ CAL FIRE

	Com Fire	False Alarm	Haz Mat	Medical	Multi-Fam Dwelling Fire	Other Fire	Other Misc	Public Service Assist	Res Fire	Rescue	Standby	Traffic Collision	Vehicle Fire	Wildland Fire	Total	
13	76 - Menifee Lakes	0	143	5	1389	0	11	6	135	7	0	17	183	6	14	1916
	Total	0	390	16	6868	5	76	15	905	38	1	100	546	20	45	9025
14	16 - Pedley	4	103	5	1425	2	71	6	55	17	0	39	148	6	8	1889
	17 - Glen Avon	4	266	4	1238	0	35	9	86	15	1	39	290	25	13	2025
	18 - West Riverside	1	77	5	1242	0	24	3	54	12	0	32	146	22	15	1633
	19 - Highgrove	1	17	1	287	0	9	9	10	0	0	14	38	2	4	392
	38 - Rubidoux	2	154	2	1871	1	49	20	124	13	0	43	144	22	14	2459
	Total	12	617	17	6063	3	188	47	329	57	1	167	766	77	54	8398
15	12 - Temecula	2	182	3	883	2	17	6	66	2	0	20	308	10	11	1512
	73 - Rancho California	8	282	7	1515	0	23	18	141	4	1	23	334	7	4	2367
	75 - Bear Creek	1	62	9	713	1	11	3	23	2	0	14	74	5	13	931
	83 - French Valley	0	108	7	1417	0	17	3	84	5	0	19	150	2	5	1817
	84 - Parkview	0	148	8	1711	1	16	3	124	7	1	22	141	8	2	2192
	92 - Wolf Creek	0	147	9	1218	0	17	3	57	7	0	20	146	4	4	1632
	96 - Glen Oaks	0	38	3	295	0	4	0	35	3	0	5	37	0	3	423
	Total	11	967	46	7752	4	105	36	530	30	2	123	1190	36	42	10874
16	80 - Del Webb (Indio Stn # 4)	1	38	3	405	0	5	1	50	0	0	16	68	10	8	605
	86 - Indio # 1	6	236	3	2418	2	47	12	148	13	1	34	160	26	13	3119
	87 - Indio # 2	5	104	2	870	0	22	4	47	10	1	22	150	28	13	1278
	88 - Indio # 3	1	167	5	1499	4	21	10	129	7	0	31	136	10	4	2024
	Total	13	545	13	5192	6	95	27	374	30	2	103	514	74	38	7026
17	04 - Cajalco	0	41	1	394	0	18	2	16	10	1	12	53	4	10	562
	08 - Woodcrest	0	47	0	595	0	18	3	19	6	0	16	57	8	3	772
	59 - Mead Valley	0	111	5	1474	0	57	15	73	11	1	48	150	20	18	1983
	82 - Lake Hills	0	22	0	284	0	2	4	18	7	0	8	11	1	6	363
	Total	0	221	6	2747	0	95	24	126	34	2	84	271	33	37	3680
All	57 - Corydon	0	37	1	425	0	9	2	28	5	0	14	29	5	3	558
Oth	99 - Morrison Park	1	15	1	218	0	1	1	4	1	0	0	19	2	0	263
ers	Total	1	52	2	643	0	10	3	32	6	0	14	48	7	3	821
Total		115	9113	325	97055	58	1871	815	6990	657	39	2074	9783	771	917	130583

Riverside County Fire Department/ CAL FIRE
2012 Calls by Stations's Primary Response Area

	Com Fire	False Alarm	Haz Mat	Medical	Multi-Fa m Dwelling	Other Fire	Other Misc	Public Service Assist	Res Fire	Rescue	Standby	Traffic Collision	Vehicle Fire	Wildland Fire	Total
00 - Out of Jurisdiction Calls	0	0	0	5	0	3	39	0	0	0	0	0	0	145	192
01 - Perris	4	202	10	2422	0	33	128	118	13	1	49	257	17	24	3278
02 - Sunnymead	1	174	6	2802	1	26	1	115	25	0	41	184	8	2	3386
03 - Nuvview	0	56	3	452	0	14	4	22	3	0	24	41	9	9	637
04 - Cajalco	0	41	1	394	0	18	2	16	10	1	12	53	4	10	562
05 - Quail Valley	0	27	0	476	1	17	1	35	10	0	15	37	1	6	626
06 - Edgemont FS	1	261	10	2892	8	44	12	111	11	0	46	376	20	10	3802
07 - Sun City	0	129	9	3768	4	13	2	631	12	1	35	158	7	4	4773
08 - Woodcrest	0	47	0	595	0	18	3	19	6	0	16	57	8	3	772
09 - Goodmeadow	0	31	1	454	0	36	6	19	8	0	26	41	9	15	646
10 - Elsinore	1	161	3	1259	2	22	8	65	4	1	42	180	12	9	1769
11 - Lakeland Village	0	59	2	724	0	9	2	24	6	0	32	64	2	8	932
12 - Temecula	2	182	3	883	2	17	6	66	2	0	20	308	10	11	1512
13 - Home Gardens	1	37	0	472	0	7	13	49	6	1	10	27	4	2	629
14 - Corona	1	91	1	571	0	52	34	52	6	1	19	122	12	8	970
15 - El Cerrito	0	56	2	395	0	10	9	29	6	0	24	71	4	0	606
16 - Pedley	4	103	5	1425	2	71	6	55	17	0	39	148	6	8	1889
17 - Glen Avon	4	266	4	1238	0	35	9	86	15	1	39	290	25	13	2025
18 - West Riverside	1	77	5	1242	0	24	3	54	12	0	32	146	22	15	1633
19 - Highgrove	1	17	1	287	0	9	9	10	0	0	14	38	2	4	392
20 - Beaumont	3	130	4	2519	0	28	9	259	5	0	39	130	10	10	3146
21 - Calimesa	6	48	1	1194	1	30	6	82	23	1	15	108	16	18	1549
22 - Cherry Valley	0	74	3	898	1	11	12	110	4	1	33	46	5	8	1206
23 - Pine Cove	0	19	0	72	1	4	2	7	0	2	12	17	0	4	140
24 - Cabazon	0	60	3	524	0	18	3	22	9	0	24	132	15	25	835
25 - San Jacinto	3	209	8	3485	0	48	12	190	14	0	58	185	12	5	4229
26 - Little Lake	0	107	6	1773	1	35	9	88	13	0	41	71	6	6	2156
27 - East Vale	2	192	13	1599	0	35	3	104	21	0	50	189	9	9	2226
28 - Sage	0	20	2	130	0	5	4	11	5	0	12	31	6	7	233
29 - Anza	0	36	4	587	0	11	4	27	3	0	15	27	1	9	724
30 - Pinyon	0	8	0	48	0	2	1	6	1	0	4	60	4	5	139
32 - La Quinta	0	127	3	1011	0	6	2	88	12	1	24	45	7	2	1328
33 - Palm Desert	6	253	10	1895	0	19	9	160	5	1	34	144	11	3	2550
34 - Winchester	0	38	1	308	0	14	4	17	5	0	8	84	3	8	490
35 - Thousand Palms	3	123	8	934	0	30	49	112	8	1	31	106	10	4	1419
36 - North Palm Springs	1	47	0	283	0	41	6	14	7	0	31	153	21	43	647
37 - Desert Hot Springs	4	246	7	3351	5	78	7	176	17	1	65	143	17	17	4134
38 - Rubidoux	2	154	2	1871	1	49	20	124	13	0	43	144	22	14	2459
39 - Thermal	0	14	0	144	0	5	2	1	0	0	4	32	8	12	222
40 - Mecca	2	31	0	489	1	30	11	16	4	0	20	57	4	15	680
41 - North Shore	0	20	2	136	0	14	3	3	0	1	4	19	7	4	213
42 - Oasis	0	35	0	222	0	12	0	7	9	0	12	28	7	17	349
43 - Blythe	0	14	0	88	0	23	12	2	0	1	10	11	2	10	173
44 - Ripley	0	7	0	93	0	13	3	6	3	0	3	15	1	5	149

Riverside County Fire Department/ CAL FIRE

	Com Fire	False Alarm	Haz Mat	Medical	Multi-Fa m Dwelling	Other Fire	Other Misc	Public Service Assist	Res Fire	Rescue	Standby	Traffic Collision	Vehicle Fire	Wildland Fire	Total
45 - Blythe Air Base	0	11	1	123	0	10	14	16	3	0	2	30	4	2	216
46 - Riverbend FS	0	3	0	26	0	4	2	0	0	0	1	11	0	1	48
47 - Norco	1	31	2	471	0	16	4	45	6	1	17	63	5	2	664
48 - Sunnymead Ranch	2	83	2	1073	0	13	2	39	8	1	13	97	7	4	1344
49 - Lake Tamarisk	0	17	0	112	0	2	3	9	2	1	5	114	10	1	276
50 - South Rancho Mirage	1	111	2	691	0	4	5	94	4	0	11	29	1	0	953
51 - El Cariso	0	5	0	51	0	3	2	3	0	3	4	120	2	1	194
52 - Cottonwood	0	25	2	144	0	5	3	1	2	0	5	41	1	6	235
53 - Garner Valley	0	16	0	78	0	6	45	4	0	0	1	39	1	4	194
54 - Homeland	0	92	6	899	0	25	1	65	11	0	23	73	20	7	1222
55 - Indian Wells	3	183	6	1284	1	7	3	131	5	0	27	113	0	0	1763
56 - Sky Valley	0	35	1	756	0	18	1	49	5	0	14	29	4	5	917
57 - Corydon	0	37	1	425	0	9	2	28	5	0	14	29	5	3	558
58 - Moreno	0	78	6	714	1	13	4	52	5	2	18	158	10	7	1068
59 - Mead Valley	0	111	5	1474	0	57	15	73	11	1	48	150	20	18	1983
60 - Canyon Lake	0	32	0	485	0	12	3	51	5	0	11	33	1	10	643
61 - Wildomar	2	103	5	1390	0	28	7	78	6	1	35	149	6	10	1820
62 - Rancho Carrilo	0	0	0	2	0	0	0	0	0	0	0	0	0	0	2
63 - Poppet Flats	0	3	0	59	0	1	2	5	1	0	4	13	0	6	94
64 - Sycamore Creek	0	77	3	621	0	13	3	42	2	0	19	94	14	7	895
65 - Kennedy Park	1	180	6	2432	0	25	6	73	15	0	46	189	14	1	2988
66 - Beaumont City	0	125	6	1203	3	18	12	53	7	1	27	240	10	15	1720
67 - Mesa View	1	78	2	584	0	1	2	63	8	0	11	23	2	2	777
68 - Menifee	0	59	2	750	0	23	3	53	4	0	22	135	5	11	1067
69 - Rancho Mirage North	3	309	2	1217	1	13	5	222	3	0	14	54	1	0	1844
70 - La Quinta South	0	78	7	526	0	8	7	32	6	0	9	36	9	6	724
71 - Palm Desert North	5	313	7	3195	1	13	8	396	4	0	27	152	9	2	4132
72 - Valle Vista	1	58	2	1442	2	14	13	115	9	0	26	67	4	7	1760
73 - Rancho California	8	282	7	1515	0	23	18	141	4	1	23	334	7	4	2367
74 - Rancho Capistrano	0	0	0	12	0	0	0	2	1	0	0	2	0	0	17
75 - Bear Creek	1	62	9	713	1	11	3	23	2	0	14	74	5	13	931
76 - Menifee Lakes	0	143	5	1389	0	11	6	135	7	0	17	183	6	14	1916
77 - Lake Riverside	0	17	1	158	0	4	2	7	2	0	8	21	3	6	229
78 - San Jacinto # 2	0	57	3	665	0	18	23	47	2	2	10	130	9	9	975
79 - Coachella	2	119	5	1333	2	65	5	42	17	0	34	162	36	26	1848
80 - Del Webb (Indio Stn # 4)	1	38	3	405	0	5	1	50	0	0	16	68	10	8	605
81 - North Bermuda Dunes	1	121	8	1701	4	17	6	332	4	0	22	124	8	2	2350
82 - Lake Hills	0	22	0	284	0	2	4	18	7	0	8	11	1	6	363
83 - French Valley	0	108	7	1417	0	17	3	84	5	0	19	150	2	5	1817
84 - Parkview	0	148	8	1711	1	16	3	124	7	1	22	141	8	2	2192
85 - Mcvicker Park	3	63	3	1361	1	21	0	70	8	0	18	100	6	15	1669
86 - Indio # 1	6	236	3	2418	2	47	12	148	13	1	34	160	26	13	3119
87 - Indio # 2	5	104	2	870	0	22	4	47	10	1	22	150	28	13	1278
88 - Indio # 3	1	167	5	1499	4	21	10	129	7	0	31	136	10	4	2024
89 - Banning	3	98	6	1600	1	37	7	98	11	0	38	123	7	28	2057
90 - North Perris	2	157	5	1784	0	38	3	63	23	0	32	158	14	15	2294

Riverside County Fire Department/ CAL FIRE

	Com Fire	False Alarm	Haz Mat	Medical	Multi-Fa m Dwelling	Other Fire	Other Misc	Public Service Assist	Res Fire	Rescue	Standby	Traffic Collision	Vehicle Fire	Wildland Fire	Total
91 - College Park	1	300	6	2037	1	25	5	71	16	2	22	140	11	9	2646
92 - Wolf Creek	0	147	9	1218	0	17	3	57	7	0	20	146	4	4	1632
93 - La Quinta North	1	166	3	1358	0	5	4	164	4	0	24	142	7	2	1880
94 - Canyon Hill	0	124	4	1107	1	11	17	57	2	0	20	136	5	6	1490
96 - Glen Oaks	0	38	3	295	0	4	0	35	3	0	5	37	0	3	423
99 - Morrison Park	1	15	1	218	0	1	1	4	1	0	0	19	2	0	263
177 - Pechanga # 1	0	8	0	67	0	3	2	4	1	0	0	4	0	1	90
277 - Pechanga # 2	1	15	0	527	0	3	3	17	1	0	7	34	3	1	612
278 - Morongo # 1	5	32	0	423	0	26	1	10	0	1	12	13	2	3	528
621 - Idyllwild FPD	0	44	0	333	0	1	2	11	2	2	15	29	0	1	440
Total	115	9113	325	97055	58	1871	815	6990	657	39	2074	9783	771	917	130583

Riverside County Fire Department/ CAL FIRE

2012 Incidents by Supervisorial District: District 01 Summary

BOB BUSTER - SUPERVISORIAL DISTRICT 01

	Com Fire	False Alarm	Haz Mat	Medical	Multi-Fam Dwelling Fire	Other Fire	Other Misc	Public Service Assist	Res Fire	Rescue	Standby	Traffic Collision	Vehicle Fire	Wildland Fire	Total
2012	6	955	39	10204	5	223	74	498	71	5	276	1317	88	103	13864
2011	11	960	30	9257	2	243	98	470	80	7	274	1146	87	131	12796
2010	6	976	21	9179	2	267	75	506	68	18	276	1367	107	126	12994
2009	12	988	37	8971	1	251	55	361	90	5	243	1344	134	110	12602
2008	14	930	41	8701	8	236	46	401	101	3	263	1319	160	117	12340

Riverside County Fire Department/ CAL FIRE

2012 Incidents by Supervisorial District: District 02 Summary

JOHN TAVAGLIONE - SUPERVISORIAL DISTRICT 02

	Com Fire	False Alarm	Haz Mat	Medical	Multi-Fam Dwelling Fire	Other Fire	Other Misc	Public Service Assist	Res Fire	Rescue	Standby	Traffic Collision	Vehicle Fire	Wildland Fire	Total
2012	16	1001	33	9498	3	295	100	610	103	4	276	1181	116	71	13307
2011	9	880	21	7414	5	204	64	421	67	2	189	888	91	69	10324
2010	7	832	28	6995	5	199	55	405	56	14	183	951	82	68	9880
2009	15	867	23	7119	4	201	45	383	68	1	190	922	90	69	9997
2008	24	850	41	6862	10	225	48	323	89	1	193	1043	157	104	9970

Riverside County Fire Department/ CAL FIRE
2012 Incidents by Supervisorial District: District 03 Summary

JEFF STONE - SUPERVISORIAL DISTRICT 03

	Com Fire	False Alarm	Haz Mat	Medical	Multi-Fam Dwelling Fire	Other Fire	Other Misc	Public Service Assist	Res Fire	Rescue	Standby	Traffic Collision	Vehicle Fire	Wildland Fire	Total
2012	15	1936	79	23404	12	323	178	1959	126	7	409	2319	94	129	30990
2011	17	1803	36	22261	12	324	182	1771	116	5	443	2279	99	165	29513
2010	31	1760	47	21173	11	312	117	1343	137	35	391	2442	111	134	28044
2009	36	1852	65	20804	8	306	112	1346	134	3	372	2394	127	144	27703
2008	38	1734	54	19568	17	329	128	1358	164	5	388	2289	164	153	26389

Riverside County Fire Department/ CAL FIRE
2012 Incidents by Supervisorial District: District 04 Summary

JOHN BENOIT - SUPERVISORIAL DISTRICT 04

	Com Fire	False Alarm	Haz Mat	Medical	Multi-Fam Dwelling Fire	Other Fire	Other Misc	Public Service Assist	Res Fire	Rescue	Standby	Traffic Collision	Vehicle Fire	Wildland Fire	Total
2012	41	2704	80	23024	16	403	183	2316	135	7	443	1991	224	160	31727
2011	47	2578	47	22298	19	412	156	2126	135	13	368	1915	226	162	30502
2010	40	2481	49	22080	28	414	112	1745	144	16	420	1964	272	141	29906
2009	58	2542	44	21271	24	443	113	1575	161	8	394	1944	286	152	29015
2008	73	2783	67	21338	38	474	113	1447	208	3	462	2215	359	153	29733

Riverside County Fire Department/ CAL FIRE

2012 Incidents by Supervisorial District: District 05 Summary

MARION ASHLEY - SUPERVISORIAL DISTRICT 05

	Com Fire	False Alarm	Haz Mat	Medical	Multi-Fam Dwelling Fire	Other Fire	Other Misc	Public Service Assist	Res Fire	Rescue	Standby	Traffic Collision	Vehicle Fire	Wildland Fire	Total
2012	30	2500	94	30417	21	570	225	1588	199	13	665	2888	237	264	39711
2011	32	2452	39	28818	18	489	240	1483	192	10	572	2698	227	344	37614
2010	39	2398	72	27319	29	515	141	1326	202	35	567	3031	254	249	36177
2009	36	2371	87	26961	23	498	187	1146	220	3	554	2968	306	217	35577
2008	49	2415	86	25751	20	589	191	1188	260	8	582	3162	372	306	34979

Riverside County Fire Department/ CAL FIRE

2012 Incidents by Supervisorial District: District 00 Summary

NOT TIED TO A DISTRICT (I.E. PALO VERDE OR OTHER NON RVC DISTRICT AREAS)

	Com Fire	False Alarm	Haz Mat	Medical	Multi-Fam Dwelling Fire	Other Fire	Other Misc	Public Service Assist	Res Fire	Rescue	Standby	Traffic Collision	Vehicle Fire	Wildland Fire	Total
2012	7	17	0	508	1	57	55	19	23	3	5	87	12	190	984
2011	5	12	1	479	2	71	59	47	23	2	7	75	15	156	954
2010	4	16	2	461	1	85	36	14	7	1	9	104	6	112	858
2009	6	26	2	421	2	80	51	5	19	0	3	91	18	100	824
2008	12	30	2	725	4	35	56	13	22	0	15	108	19	147	1188

Riverside County Fire Department/ CAL FIRE

2012 Incidents by Supervisorial District

BOB BUSTER - SUPERVISORIAL DISTRICT 01

		Com Fire	False Alarm	Haz Mat	Medical	Multi-Fam Dwelling Fire	Other Fire	Other Misc	Public Service Assist	Res Fire	Rescue	Standby	Traffic Collision	Vehicle Fire	Wildland Fire	Total
01 - Perris	City of Perris	0	0	0	0	0	0	0	0	0	0	0	1	0	0	1
	Riverside County Unincorporated Area	0	4	1	51	0	1	0	2	1	0	0	10	1	1	72
	Total	0	4	1	51	0	1	0	2	1	0	0	11	1	1	73
04 - Cajalco	City of Riverside	0	0	0	0	0	0	0	0	0	0	1	0	0	0	1
	Riverside County Unincorporated Area	0	8	1	388	0	0	2	16	0	1	11	53	0	1	481
	Riverside Unit	0	33	0	0	0	18	0	0	10	0	0	0	4	9	74
	Total	0	41	1	388	0	18	2	16	10	1	12	53	4	10	556
06 - Edgemont FS	City of Moreno Valley	0	9	0	24	0	0	0	1	0	0	1	17	2	0	54
	City of Riverside	0	1	0	4	0	4	3	0	0	0	1	19	0	0	32
	Riverside County Unincorporated Area	0	26	0	99	0	1	3	2	0	0	0	52	2	1	186
	Riverside Unit	0	4	0	0	0	0	0	0	0	0	0	0	2	0	6
Total	0	40	0	127	0	5	6	3	0	0	2	88	6	1	278	
08 - Woodcrest	City of Riverside	0	0	0	8	0	2	2	0	0	0	0	7	0	1	20
	Riverside County Unincorporated Area	0	28	0	587	0	11	1	19	4	0	16	50	5	2	723
	Riverside Unit	0	19	0	0	0	5	0	0	2	0	0	0	3	0	29
	Total	0	47	0	595	0	18	3	19	6	0	16	57	8	3	772
09 - Goodmeadow	Riverside County Unincorporated Area	0	0	0	14	0	0	0	0	0	0	3	2	0	0	19
	Riverside Unit	0	1	0	0	0	0	0	0	0	0	0	0	1	0	2
	Total	0	1	0	14	0	0	0	0	0	0	3	2	1	0	21
10 - Elsinore	City of Lake Elsinore	0	147	3	1081	2	20	7	47	4	1	40	173	11	7	1543
	Riverside County Unincorporated Area	0	0	0	28	0	0	0	6	0	0	0	4	0	0	38
	Riverside Unit	0	5	0	0	0	0	0	0	0	0	1	0	0	0	6
	Total	0	152	3	1109	2	20	7	53	4	1	41	177	11	7	1587
11 - Lakeland Village	City of Lake Elsinore	0	14	0	154	0	1	0	2	0	0	2	28	0	0	201
	Riverside County Unincorporated Area	0	31	2	570	0	6	2	22	5	0	30	36	2	6	712
	Riverside Unit	0	14	0	0	0	2	0	0	1	0	0	0	0	2	19
	Total	0	59	2	724	0	9	2	24	6	0	32	64	2	8	932
12 - Temecula	City of Temecula	0	2	0	2	0	0	0	0	0	0	0	0	0	0	4
	Riverside County Unincorporated Area	0	0	1	60	0	0	0	7	0	0	4	32	0	0	104
	Riverside Unit	0	25	0	0	0	6	0	0	2	0	0	0	1	5	39
	Total	0	27	1	62	0	6	0	7	2	0	4	32	1	5	147
13 - Home Gardens	City of Riverside	0	0	0	0	0	0	0	1	0	0	0	1	0	0	2
	Riverside County Unincorporated Area	0	3	0	44	0	0	0	1	1	0	0	1	0	0	50
	Riverside Unit	0	2	0	0	0	0	0	0	0	0	0	0	0	0	2
	Total	0	5	0	44	0	0	0	2	1	0	0	2	0	0	54
15 - El Cerrito	Riverside County Unincorporated Area	0	9	2	162	0	3	1	15	3	0	10	40	0	0	245
	Riverside Unit	0	27	0	0	0	1	0	0	0	0	0	0	1	0	29
	Total	0	36	2	162	0	4	1	15	3	0	10	40	1	0	274
16 - Pedley	City of Riverside	0	2	0	1	0	3	2	0	0	0	0	4	0	0	12
	Total	0	2	0	1	0	3	2	0	0	0	0	4	0	0	12
19 - Highgrove	City of Riverside	0	0	0	1	0	0	0	0	0	0	0	5	0	0	6
	Total	0	0	0	1	0	0	0	0	0	0	0	5	0	0	6
38 - Rubidoux	City of Riverside	0	0	0	1	0	0	1	0	0	0	0	1	0	0	3

Riverside County Fire Department/ CAL FIRE

		Com Fire	False Alarm	Haz Mat	Medical	Multi-Fam Dwelling Fire	Other Fire	Other Misc	Public Service Assist	Res Fire	Rescue	Standby	Traffic Collision	Vehicle Fire	Wildland Fire	Total
38 - Rubidoux	Total	0	0	0	1	0	0	1	0	0	0	0	1	0	0	3
47 - Norco	City of Riverside	0	0	0	1	0	2	0	0	0	0	0	1	0	0	4
	Riverside County Unincorporated Area	0	0	0	1	0	0	0	0	0	0	0	0	0	0	1
	Total	0	0	0	2	0	2	0	0	0	0	0	1	0	0	5
51 - El Cariso	Cleveland National Forest	0	0	0	0	0	0	0	0	0	0	0	0	0	1	1
	Riverside County Unincorporated Area	0	3	0	49	0	2	2	2	0	1	4	118	2	0	183
	Riverside Unit	0	2	0	0	0	1	0	0	0	0	0	0	0	0	3
	Total	0	5	0	49	0	3	2	2	0	1	4	118	2	1	187
59 - Mead Valley	City of Perris	0	2	0	3	0	0	0	0	0	0	0	13	2	0	20
	Riverside County Unincorporated Area	0	74	5	1378	0	34	15	70	7	1	35	87	11	9	1726
	Riverside Unit	0	19	0	0	0	14	0	0	2	0	0	0	3	5	43
	Total	0	95	5	1381	0	48	15	70	9	1	35	100	16	14	1789
60 - Canyon Lake	City of Lake Elsinore	0	6	0	66	0	0	0	2	1	0	0	0	0	1	76
	Total	0	6	0	66	0	0	0	2	1	0	0	0	0	1	76
61 - Wildomar	City of Lake Elsinore	0	11	0	148	0	2	3	6	1	0	3	32	0	2	208
	City of Wildomar	2	89	5	1197	0	23	3	70	4	1	31	111	5	7	1548
	Riverside County Unincorporated Area	0	2	0	45	0	1	1	2	0	0	1	6	1	1	60
	Riverside Unit	0	1	0	0	0	2	0	0	1	0	0	0	0	0	4
	Total	2	103	5	1390	0	28	7	78	6	1	35	149	6	10	1820
62 - Rancho Carrilo	Riverside County Unincorporated Area	0	0	0	2	0	0	0	0	0	0	0	0	0	0	2
	Total	0	0	0	2	0	0	0	0	0	0	0	0	0	0	2
64 - Sycamore Creek	City of Lake Elsinore	0	7	0	7	0	0	0	0	0	0	0	11	1	0	26
	Riverside County Unincorporated Area	0	30	3	614	0	6	3	42	0	0	19	75	0	3	795
	Riverside Unit	0	39	0	0	0	6	0	0	2	0	0	0	10	3	60
	Total	0	76	3	621	0	12	3	42	2	0	19	86	11	6	881
68 - Menifee	City of Wildomar	0	1	1	212	0	6	0	15	0	0	6	20	2	0	263
	Total	0	1	1	212	0	6	0	15	0	0	6	20	2	0	263
73 - Rancho California	City of Wildomar	0	4	0	4	0	1	0	0	0	0	1	17	0	0	27
	Total	0	4	0	4	0	1	0	0	0	0	1	17	0	0	27
74 - Rancho Capistrano	Riverside County Unincorporated Area	0	0	0	12	0	0	0	2	0	0	0	2	0	0	16
	Riverside Unit	0	0	0	0	0	0	0	0	1	0	0	0	0	0	1
	Total	0	0	0	12	0	0	0	2	1	0	0	2	0	0	17
	City of Wildomar	1	37	7	630	1	5	1	18	0	0	7	45	2	4	758
75 - Bear Creek	Riverside County Unincorporated Area	0	0	1	72	0	0	1	5	0	0	5	23	0	0	107
	Riverside Unit	0	24	0	0	0	2	0	0	2	0	0	0	3	5	36
	Total	1	61	8	702	1	7	2	23	2	0	12	68	5	9	901
	Riverside County Unincorporated Area	0	8	0	284	0	0	4	18	4	0	8	11	1	2	340
82 - Lake Hills	Riverside Unit	0	14	0	0	0	2	0	0	3	0	0	0	0	4	23
	Total	0	22	0	284	0	2	4	18	7	0	8	11	1	6	363
	City of Lake Elsinore	3	45	3	1232	0	19	0	64	6	0	14	75	4	8	1473
85 - Mcvicker Park	Riverside County Unincorporated Area	0	6	0	129	1	2	0	6	1	0	4	25	0	2	176
	Riverside Unit	0	12	0	0	0	0	0	0	1	0	0	0	2	5	20
	Total	3	63	3	1361	1	21	0	70	8	0	18	100	6	15	1669
94 - Canyon Hill	City of Lake Elsinore	0	97	4	749	1	8	17	32	2	0	17	94	2	5	1028
	City of Wildomar	0	8	0	90	0	1	0	3	0	0	1	15	2	1	121
	Total	0	105	4	839	1	9	17	35	2	0	18	109	4	6	1149

Riverside County Fire Department/ CAL FIRE

	Com Fire	False Alarm	Haz Mat	Medical	Multi-Fam Dwelling Fire	Other Fire	Other Misc	Public Service Assist	Res Fire	Rescue	Standby	Traffic Collision	Vehicle Fire	Wildland Fire	Total
Total	6	955	39	10204	5	223	74	498	71	5	276	1317	88	103	13864

Riverside County Fire Department/ CAL FIRE

JOHN TAVAGLIONE - SUPERVISORIAL DISTRICT 02

		Com Fire	False Alarm	Haz Mat	Medical	Multi-Fam Dwelling Fire	Other Fire	Other Misc	Public Service Assist	Res Fire	Rescue	Standby	Traffic Collision	Vehicle Fire	Wildland Fire	Total
13 - Home Gardens	City of Corona	0	0	0	1	0	3	13	4	0	0	1	3	0	1	26
	City of Norco	0	0	0	1	0	0	0	0	0	0	0	0	0	0	1
	Riverside County Unincorporated Area	1	23	0	426	0	4	0	43	5	1	9	22	3	0	537
	Riverside Unit	0	9	0	0	0	0	0	0	0	0	0	0	1	1	11
	Total	1	32	0	428	0	7	13	47	47	5	1	10	25	4	2
14 - Corona	City of Corona	0	5	0	77	0	28	20	7	1	0	2	14	1	2	157
	City of Jurupa Valley	0	0	0	0	0	0	0	0	0	0	0	1	0	0	1
	City of Norco	1	83	1	491	0	17	4	45	5	1	17	107	11	2	785
	Riverside County Unincorporated Area	0	2	0	3	0	4	10	0	0	0	0	0	0	2	21
	Riverside Unit	0	0	0	0	0	1	0	0	0	0	0	0	0	1	2
	Total	1	90	1	571	0	50	34	52	52	6	1	19	122	12	7
15 - El Cerrito	City of Corona	0	1	0	7	0	1	3	2	0	0	2	16	0	0	32
	Riverside County Unincorporated Area	0	14	0	226	0	4	5	12	2	0	12	15	1	0	291
	Riverside Unit	0	5	0	0	0	1	0	0	1	0	0	0	2	0	9
	Total	0	20	0	233	0	6	8	14	14	3	0	14	31	3	0
16 - Pedley	City of Jurupa Valley	4	101	5	1424	2	67	3	55	17	0	39	144	6	8	1875
	City of Riverside	0	0	0	0	0	1	1	0	0	0	0	0	0	0	2
	Total	4	101	5	1424	2	68	4	55	17	0	39	144	6	8	1877
17 - Glen Avon	City of Eastvale	1	61	1	55	0	3	2	5	0	0	2	67	5	2	204
	City of Jurupa Valley	3	205	3	1183	0	30	7	80	15	1	37	213	20	11	1808
	Total	4	266	4	1238	0	33	9	85	15	1	39	280	25	13	2012
18 - West Riverside	City of Jurupa Valley	1	77	5	1242	0	24	3	54	12	0	32	146	22	15	1633
	Total	1	77	5	1242	0	24	3	54	12	0	32	146	22	15	1633
19 - Highgrove	City of Riverside	0	0	0	0	0	1	1	2	0	0	0	2	0	0	6
	Total	0	0	0	0	0	1	1	2	0	0	0	2	0	0	6
27 - East Vale	City of Eastvale	1	173	12	1443	0	23	2	85	20	0	39	143	7	7	1955
	City of Jurupa Valley	1	11	1	123	0	8	1	11	1	0	9	22	1	0	189
	City of Norco	0	8	0	33	0	3	0	8	0	0	1	24	1	1	79
	Total	2	192	13	1599	0	34	3	104	21	0	49	189	9	8	2223
38 - Rubidoux	City of Jurupa Valley	2	154	2	1867	1	48	9	123	13	0	43	139	22	12	2435
	City of Riverside	0	0	0	1	0	0	8	1	0	0	0	2	0	1	13
	Out of Jurisdiction Call	0	0	0	1	0	1	2	0	0	0	0	2	0	0	6
	Total	2	154	2	1869	1	49	19	124	13	0	43	143	22	13	2454
47 - Norco	City of Jurupa Valley	0	0	0	1	0	1	0	0	0	0	0	6	1	0	9
	City of Norco	1	31	2	468	0	13	4	45	6	1	17	56	4	2	650
	Total	1	31	2	469	0	14	4	45	6	1	17	62	5	2	659
57 - Corydon	City of Corona	0	0	0	74	0	3	0	5	0	0	5	8	1	0	96
	City of Eastvale	0	3	0	40	0	0	0	0	0	0	0	5	0	0	48
	City of Norco	0	34	1	302	0	6	2	21	5	0	8	16	4	1	400
	Riverside County Unincorporated Area	0	0	0	9	0	0	0	2	0	0	1	0	0	2	14
	Total	0	37	1	425	0	9	2	28	5	0	14	29	5	3	558
64 - Sycamore Creek	Riverside County Unincorporated Area	0	0	0	0	0	0	0	0	0	0	0	8	0	0	8
	Riverside Unit	0	1	0	0	0	0	0	0	0	0	0	0	3	0	4
	Total	0	1	0	0	0	0	0	0	0	0	0	8	3	0	12

Riverside County Fire Department/ CAL FIRE

	Com Fire	False Alarm	Haz Mat	Medical	Multi-Fam Dwelling Fire	Other Fire	Other Misc	Public Service Assist	Res Fire	Rescue	Standby	Traffic Collision	Vehicle Fire	Wildland Fire	Total
Total	16	1001	33	9498	3	295	100	610	103	4	276	1181	116	71	13307

Riverside County Fire Department/ CAL FIRE

JEFF STONE - SUPERVISORIAL DISTRICT 03

		Com Fire	False Alarm	Haz Mat	Medical	Multi-Fam Dwelling Fire	Other Fire	Other Misc	Public Service Assist	Res Fire	Rescue	Standby	Traffic Collision	Vehicle Fire	Wildland Fire	Total
01 - Perris	City of Menifee	0	1	0	3	0	0	0	0	0	0	0	4	0	0	8
	Total	0	1	0	3	0	0	0	0	0	0	0	4	0	0	8
05 - Quail Valley	City of Canyon Lake	0	3	0	77	1	3	0	6	4	0	1	3	0	0	98
	City of Menifee	0	18	0	309	0	13	1	29	6	0	12	30	1	6	425
	Total	0	21	0	386	1	16	1	35	10	0	13	33	1	6	523
07 - Sun City	City of Menifee	0	118	6	3654	4	8	2	628	12	1	29	98	3	3	4566
	Total	0	118	6	3654	4	8	2	628	12	1	29	98	3	3	4566
12 - Temecula	City of Temecula	2	153	2	810	2	11	5	59	0	0	16	252	8	3	1323
	Riverside County Unincorporated Area	0	0	0	10	0	0	1	0	0	0	0	23	0	0	34
	Riverside Unit	0	2	0	0	0	0	0	0	0	0	0	0	1	0	3
	Total	2	155	2	820	2	11	6	59	0	0	16	275	9	3	1360
23 - Pine Cove	Riverside County Unincorporated Area	0	3	0	72	0	1	2	7	0	2	12	17	0	0	116
	Riverside Unit	0	16	0	0	1	3	0	0	0	0	0	0	0	0	20
	San Bernardino Forest	0	0	0	0	0	0	0	0	0	0	0	0	0	4	4
	Total	0	19	0	72	1	4	2	7	0	2	12	17	0	4	140
25 - San Jacinto	City of Hemet	0	3	0	4	0	2	2	0	0	0	1	8	0	0	20
	City of San Jacinto	2	189	8	3148	0	45	9	167	12	0	51	141	10	1	3783
	Riverside County Unincorporated Area	1	9	0	333	0	0	1	23	2	0	6	36	1	3	415
	Riverside Unit	0	8	0	0	0	1	0	0	0	0	0	0	1	1	11
	Total	3	209	8	3485	0	48	12	190	14	0	58	185	12	5	4229
26 - Little Lake	City of Hemet	0	1	0	15	0	7	6	5	0	0	1	11	0	1	47
	City of San Jacinto	0	14	1	143	0	3	0	9	1	0	1	3	0	0	175
	Riverside County Unincorporated Area	0	66	5	1615	1	19	3	74	11	0	39	57	5	4	1899
	Riverside Unit	0	26	0	0	0	6	0	0	1	0	0	0	1	1	35
	Total	0	107	6	1773	1	35	9	88	13	0	41	71	6	6	2156
28 - Sage	City of Hemet	0	0	0	2	0	0	0	0	0	0	0	0	0	0	2
	Riverside County Unincorporated Area	0	0	2	128	0	0	4	11	0	0	12	31	0	0	188
	Riverside Unit	0	20	0	0	0	5	0	0	5	0	0	0	6	7	43
	Total	0	20	2	130	0	5	4	11	5	0	12	31	6	7	233
29 - Anza	Riverside County Unincorporated Area	0	0	4	587	0	1	4	27	0	0	15	27	0	0	665
	Riverside Unit	0	36	0	0	0	10	0	0	3	0	0	0	1	8	58
	San Bernardino Forest	0	0	0	0	0	0	0	0	0	0	0	0	0	1	1
	Total	0	36	4	587	0	11	4	27	3	0	15	27	1	9	724
30 - Pinyon	Riverside County Unincorporated Area	0	2	0	47	0	1	1	6	0	0	4	42	2	0	105
	Riverside Unit	0	4	0	0	0	1	0	0	1	0	0	0	0	0	6
	San Bernardino Forest	0	0	0	0	0	0	0	0	0	0	0	0	0	2	2
	Total	0	6	0	47	0	2	1	6	1	0	4	42	2	2	113
34 - Winchester	City of Hemet	0	0	0	2	0	0	0	0	0	0	0	0	0	0	2
	Riverside County Unincorporated Area	0	17	1	305	0	7	4	17	3	0	8	84	1	5	452
	Riverside Unit	0	21	0	0	0	7	0	0	2	0	0	0	2	3	35
	Total	0	38	1	307	0	14	4	17	5	0	8	84	3	8	489
52 - Cottonwood	Riverside County Unincorporated Area	0	0	2	144	0	1	2	1	0	0	5	41	0	1	197
	Riverside Unit	0	25	0	0	0	4	0	0	2	0	0	0	1	2	34
	Total	0	25	2	144	0	5	2	1	2	0	5	41	1	3	231

Riverside County Fire Department/ CAL FIRE

		Com Fire	False Alarm	Haz Mat	Medical	Multi-Fam Dwelling Fire	Other Fire	Other Misc	Public Service Assist	Res Fire	Rescue	Standby	Traffic Collision	Vehicle Fire	Wildland Fire	Total
53 - Garner Valley	Riverside County Unincorporated Area	0	2	0	78	0	4	45	4	0	0	1	39	0	0	173
	Riverside Unit	0	14	0	0	0	2	0	0	0	0	0	0	1	1	18
	San Bernardino Forest	0	0	0	0	0	0	0	0	0	0	0	0	0	3	3
	Total	0	16	0	78	0	6	45	4	0	0	1	39	1	4	194
54 - Homeland	City of Menifee	0	2	0	1	0	0	0	1	0	0	0	4	0	1	9
	Riverside County Unincorporated Area	0	3	1	66	0	1	0	6	2	0	0	5	0	0	84
	Riverside Unit	0	4	0	0	0	0	0	0	0	0	0	0	0	0	4
	Total	0	9	1	67	0	1	0	7	2	0	0	9	0	1	97
60 - Canyon Lake	City of Canyon Lake	0	18	0	264	0	7	2	39	4	0	3	14	1	5	357
	City of Lake Elsinore	0	0	0	0	0	0	0	0	0	0	0	3	0	0	3
	Total	0	18	0	264	0	7	2	39	4	0	3	17	1	5	360
63 - Poppet Flats	Riverside County Unincorporated Area	0	0	0	48	0	0	2	4	0	0	2	4	0	0	60
	Riverside Unit	0	1	0	0	0	1	0	0	1	0	0	0	0	0	3
	San Bernardino Forest	0	0	0	0	0	0	0	0	0	0	0	0	0	1	1
	Total	0	1	0	48	0	1	2	4	1	0	2	4	0	1	64
68 - Menifee	City of Menifee	0	49	1	398	0	11	3	30	3	0	12	89	3	8	607
	City of Murrieta	0	0	0	4	0	4	0	0	0	0	0	16	0	0	24
	City of Wildomar	0	1	0	39	0	2	0	2	0	0	2	4	0	1	51
	Riverside County Unincorporated Area	0	8	0	97	0	0	0	6	1	0	2	6	0	2	122
	Total	0	58	1	538	0	17	3	38	4	0	16	115	3	11	804
72 - Valle Vista	City of Hemet	0	0	0	4	0	1	0	1	0	0	0	2	0	0	8
	City of San Jacinto	0	2	0	33	0	0	0	5	0	0	0	3	0	0	43
	Riverside County Unincorporated Area	1	44	2	1405	1	11	13	109	8	0	26	62	2	4	1688
	Riverside Unit	0	12	0	0	1	2	0	0	1	0	0	0	2	1	19
	San Bernardino Forest	0	0	0	0	0	0	0	0	0	0	0	0	0	2	2
	Total	1	58	2	1442	2	14	13	115	9	0	26	67	4	7	1760
73 - Rancho California	City of Menifee	0	2	0	0	0	0	0	0	0	0	0	13	0	0	15
	City of Murrieta	0	2	2	5	0	9	15	3	0	0	2	45	0	1	84
	City of Temecula	8	273	5	1505	0	13	3	138	4	1	20	259	7	3	2239
	Riverside County Unincorporated Area	0	0	0	1	0	0	0	0	0	0	0	0	0	0	1
	Riverside Unit	0	1	0	0	0	0	0	0	0	0	0	0	0	0	1
	Total	8	278	7	1511	0	22	18	141	4	1	22	317	7	4	2340
75 - Bear Creek	City of Murrieta	0	1	1	11	0	2	1	0	0	0	2	6	0	0	24
	Total	0	1	1	11	0	2	1	0	0	0	2	6	0	0	24
76 - Menifee Lakes	City of Menifee	0	139	5	1336	0	11	6	132	7	0	15	175	6	12	1844
	Riverside County Unincorporated Area	0	4	0	53	0	0	0	3	0	0	2	8	0	2	72
	Total	0	143	5	1389	0	11	6	135	7	0	17	183	6	14	1916
77 - Lake Riverside	Riverside County Unincorporated Area	0	0	1	158	0	0	2	7	0	0	8	21	1	2	200
	Riverside Unit	0	17	0	0	0	4	0	0	2	0	0	0	2	4	29
	Total	0	17	1	158	0	4	2	7	2	0	8	21	3	6	229
78 - San Jacinto # 2	City of Hemet	0	2	0	11	0	3	22	3	0	0	1	13	1	0	56
	City of San Jacinto	0	46	2	561	0	12	1	39	2	0	9	53	6	4	735
	Riverside County Unincorporated Area	0	2	1	82	0	0	0	5	0	0	0	8	0	1	99
	Riverside Unit	0	5	0	0	0	2	0	0	0	0	0	0	0	1	8
	Total	0	55	3	654	0	17	23	47	2	0	10	74	7	6	898
83 - French V	City of Menifee	0	0	0	1	0	0	0	0	0	0	0	0	0	0	1

Riverside County Fire Department/ CAL FIRE

		Com Fire	False Alarm	Haz Mat	Medical	Multi-Fam Dwelling Fire	Other Fire	Other Misc	Public Service Assist	Res Fire	Rescue	Standby	Traffic Collision	Vehicle Fire	Wildland Fire	Total
83 - French Valley	City of Murrieta	0	2	0	162	0	6	1	4	0	0	2	29	0	1	207
	City of Temecula	0	3	0	95	0	2	0	6	2	0	0	4	0	0	112
	Riverside County Unincorporated Area	0	81	7	1159	0	8	2	74	3	0	17	117	1	4	1473
	Riverside Unit	0	22	0	0	0	1	0	0	0	0	0	0	1	0	24
	Total	0	108	7	1417	0	17	3	84	5	0	19	150	2	5	1817
84 - Parkview	City of Temecula	0	124	7	1490	1	10	3	116	6	1	21	133	7	2	1921
	Riverside County Unincorporated Area	0	10	1	221	0	1	0	8	0	0	1	8	0	0	250
	Riverside Unit	0	14	0	0	0	5	0	0	1	0	0	0	1	0	21
	Total	0	148	8	1711	1	16	3	124	7	1	22	141	8	2	2192
92 - Wolf Creek	City of Temecula	0	123	6	1092	0	15	3	48	7	0	16	129	3	2	1444
	Riverside County Unincorporated Area	0	13	3	126	0	2	0	9	0	0	4	17	0	1	175
	Riverside Unit	0	11	0	0	0	0	0	0	0	0	0	0	1	0	12
	Total	0	147	9	1218	0	17	3	57	7	0	20	146	4	3	1631
94 - Canyon Hill	City of Canyon Lake	0	19	0	257	0	2	0	22	0	0	1	25	1	0	327
	City of Wildomar	0	0	0	11	0	0	0	0	0	0	1	2	0	0	14
	Total	0	19	0	268	0	2	0	22	0	0	2	27	1	0	341
96 - Glen Oaks	Riverside County Unincorporated Area	0	0	3	295	0	0	0	35	0	0	5	37	0	0	375
	Riverside Unit	0	38	0	0	0	4	0	0	3	0	0	0	0	3	48
	Total	0	38	3	295	0	4	0	35	3	0	5	37	0	3	423
177 - Pechanga # 1	Pechanga Band of Luiseno Mission	0	8	0	67	0	2	2	4	1	0	0	4	0	0	88
	Total	0	8	0	67	0	2	2	4	1	0	0	4	0	0	88
277 - Pechanga # 2	City of Temecula	0	0	0	2	0	1	0	0	0	0	0	0	0	0	3
	Pechanga Band of Luiseno Mission	1	15	0	524	0	2	3	16	1	0	6	23	3	0	594
	Riverside County Unincorporated Area	0	0	0	1	0	0	0	0	0	0	0	2	0	0	3
	Total	1	15	0	527	0	3	3	16	1	0	6	25	3	0	600
621 - Idyllwild FPD	Idyllwild Fire protection District	0	44	0	333	0	1	2	11	2	2	15	29	0	1	440
	Total	0	44	0	333	0	1	2	11	2	2	15	29	0	1	440
Total		15	1936	79	23404	12	323	178	1959	126	7	409	2319	94	129	30990

Riverside County Fire Department/ CAL FIRE

JOHN BENOIT - SUPERVISORIAL DISTRICT 04

		Com Fire	False Alarm	Haz Mat	Medical	Multi-Fam Dwelling Fire	Other Fire	Other Misc	Public Service Assist	Res Fire	Rescue	Standby	Traffic Collision	Vehicle Fire	Wildland Fire	Total
00 - Out of Jurisdiction	City of Indio	0	0	0	1	0	0	0	0	0	0	0	0	0	0	1
	Total	0	0	0	1	0	0	0	0	0	0	0	0	0	0	1
30 - Pinyon	City of Palm Springs	0	0	0	0	0	0	0	0	0	0	0	0	0	1	1
	Riverside County Unincorporated Area	0	2	0	1	0	0	0	0	0	0	0	18	2	1	24
	Riverside Unit	0	0	0	0	0	0	0	0	0	0	0	0	0	1	1
	Total	0	2	0	1	0	0	0	0	0	0	0	18	2	3	26
32 - La Quinta	City of La Quinta	0	127	3	1011	0	6	2	88	12	1	24	45	7	2	1328
	Total	0	127	3	1011	0	6	2	88	12	1	24	45	7	2	1328
33 - Palm Desert	City of Palm Desert	5	209	6	1610	0	17	9	129	3	0	30	125	9	3	2155
	City of Rancho Mirage	1	44	4	285	0	2	0	31	2	1	4	19	2	0	395
	Total	6	253	10	1895	0	19	9	160	5	1	34	144	11	3	2550
35 - Thousand Palms	Cathedral City	0	0	1	12	0	5	5	2	0	0	0	8	0	0	33
	City of Palm Desert	0	11	2	44	0	2	0	4	0	0	3	12	1	0	79
	City of Palm Springs	0	0	0	0	0	3	37	2	0	0	1	0	0	0	43
	City of Rancho Mirage	2	19	0	249	0	1	1	16	1	0	2	9	0	0	300
	Riverside County Unincorporated Area	1	73	5	627	0	16	6	88	6	1	24	74	5	4	930
	Riverside Unit	0	18	0	0	0	2	0	0	1	0	0	0	4	0	25
Total	3	121	8	932	0	29	49	112	8	1	30	103	10	4	1410	
36 - North Palm Springs	City of Palm Springs	0	0	0	1	0	0	0	0	0	0	0	0	0	1	2
	Riverside County Unincorporated Area	0	0	0	0	0	1	0	0	0	0	0	0	0	1	2
	Total	0	0	0	1	0	1	0	0	0	0	0	0	0	2	4
37 - Desert Hot Springs	Cathedral City	0	0	0	0	0	0	0	0	0	0	0	4	0	0	4
	Riverside County Unincorporated Area	0	0	0	1	0	0	0	0	0	0	0	2	0	0	3
	Total	0	0	0	1	0	0	0	0	0	0	0	6	0	0	7
39 - Thermal	City of Coachella	0	1	0	8	0	1	0	0	0	0	0	3	0	1	14
	Riverside County Unincorporated Area	0	13	0	136	0	4	2	1	0	0	4	29	8	9	206
	Riverside Unit	0	0	0	0	0	0	0	0	0	0	0	0	0	2	2
	Total	0	14	0	144	0	5	2	1	0	0	4	32	8	12	222
40 - Mecca	City of Coachella	0	0	0	0	0	1	0	0	0	0	0	0	0	0	1
	Riverside County Unincorporated Area	2	27	0	489	1	26	11	16	4	0	20	57	3	12	668
	Riverside Unit	0	4	0	0	0	3	0	0	0	0	0	0	1	3	11
	Total	2	31	0	489	1	30	11	16	4	0	20	57	4	15	680
41 - North Shore	Riverside County Unincorporated Area	0	15	2	136	0	8	3	3	0	1	4	19	7	3	201
	Riverside Unit	0	5	0	0	0	5	0	0	0	0	0	0	0	1	11
	Total	0	20	2	136	0	13	3	3	0	1	4	19	7	4	212
42 - Oasis	Riverside County Unincorporated Area	0	33	0	221	0	11	0	6	7	0	12	28	6	14	338
	Riverside Unit	0	2	0	0	0	1	0	0	2	0	0	0	1	2	8
	Total	0	35	0	221	0	12	0	6	9	0	12	28	7	16	346
43 - Blythe	City of Blythe	0	2	0	18	0	6	11	2	0	0	1	3	0	1	44
	Riverside County Unincorporated Area	0	11	0	70	0	14	1	0	0	1	9	8	1	8	123
	Riverside Unit	0	1	0	0	0	2	0	0	0	0	0	0	1	1	5
	Total	0	14	0	88	0	22	12	2	0	1	10	11	2	10	172
44 - Ripley	Riverside County Unincorporated Area	0	4	0	55	0	5	3	4	1	0	2	7	1	3	85
	Riverside Unit	0	1	0	0	0	1	0	0	1	0	0	0	0	1	4

Riverside County Fire Department/ CAL FIRE

		Com Fire	False Alarm	Haz Mat	Medical	Multi-Fam Dwelling Fire	Other Fire	Other Misc	Public Service Assist	Res Fire	Rescue	Standby	Traffic Collision	Vehicle Fire	Wildland Fire	Total
44 - Ripley	Total	0	5	0	55	0	6	3	4	2	0	2	7	1	4	89
45 - Blythe	City of Blythe	0	1	1	19	0	2	3	0	0	0	0	1	0	0	27
Air Base	Riverside County Unincorporated Area	0	9	0	104	0	7	11	16	3	0	2	29	3	2	186
	Riverside Unit	0	1	0	0	0	1	0	0	0	0	0	0	1	0	3
	Total	0	11	1	123	0	10	14	16	3	0	2	30	4	2	216
46 - Riverbend FS	Riverside County Unincorporated Area	0	3	0	26	0	3	2	0	0	0	1	11	0	1	47
	Riverside Unit	0	0	0	0	0	1	0	0	0	0	0	0	0	0	1
	Total	0	3	0	26	0	4	2	0	0	0	1	11	0	1	48
49 - Lake Tamarisk	Riverside County Unincorporated Area	0	15	0	112	0	2	3	9	1	0	5	112	7	1	267
	Riverside Unit	0	2	0	0	0	0	0	0	1	0	0	0	3	0	6
	Total	0	17	0	112	0	2	3	9	2	0	5	112	10	1	273
50 - South Rancho Mirage	Cathedral City	0	0	0	1	0	0	0	0	0	0	0	0	0	0	1
	City of Palm Springs	0	0	0	1	0	1	3	0	1	0	0	0	0	0	6
	City of Rancho Mirage	1	110	2	689	0	3	2	94	3	0	11	29	1	0	945
	Riverside County Unincorporated Area	0	1	0	0	0	0	0	0	0	0	0	0	0	0	1
	Total	1	111	2	691	0	4	5	94	4	0	11	29	1	0	953
55 - Indian Wells	City of Indian Wells	0	116	4	618	1	1	2	72	1	0	10	54	0	0	879
	City of Palm Desert	3	67	2	666	0	6	1	59	4	0	17	59	0	0	884
	Total	3	183	6	1284	1	7	3	131	5	0	27	113	0	0	1763
56 - Sky Valley	Riverside County Unincorporated Area	0	26	1	707	0	13	1	49	5	0	13	19	3	3	840
	Riverside Unit	0	2	0	0	0	3	0	0	0	0	0	0	1	0	6
	Total	0	28	1	707	0	16	1	49	5	0	13	19	4	3	846
67 - Mesa View	City of Indian Wells	1	20	0	24	0	0	0	2	0	0	1	3	1	0	52
	City of Palm Desert	0	56	2	555	0	1	2	61	7	0	10	11	0	2	707
	Riverside County Unincorporated Area	0	2	0	5	0	0	0	0	1	0	0	9	1	0	18
	Total	1	78	2	584	0	1	2	63	8	0	11	23	2	2	777
69 - Rancho Mirage North	Cathedral City	0	0	0	6	0	1	0	1	0	0	0	0	0	0	8
	City of Palm Desert	1	89	1	79	0	2	0	9	0	0	2	9	1	0	193
	City of Rancho Mirage	1	154	1	1081	1	10	5	211	3	0	12	44	0	0	1523
	Riverside County Unincorporated Area	1	62	0	51	0	0	0	1	0	0	0	1	0	0	116
	Riverside Unit	0	4	0	0	0	0	0	0	0	0	0	0	0	0	4
	Total	3	309	2	1217	1	13	5	222	3	0	14	54	1	0	1844
70 - La Quinta South	City of Indio	0	10	0	51	0	4	3	7	0	0	0	2	2	1	80
	City of La Quinta	0	51	6	353	0	0	3	24	4	0	6	19	3	0	469
	Riverside County Unincorporated Area	0	11	1	122	0	3	1	1	2	0	3	15	4	5	168
	Riverside Unit	0	6	0	0	0	1	0	0	0	0	0	0	0	0	7
	Total	0	78	7	526	0	8	7	32	6	0	9	36	9	6	724
71 - Palm Desert North	City of Indian Wells	0	0	0	0	0	0	0	0	0	0	0	1	0	0	1
	City of Palm Desert	4	279	6	2477	1	12	7	303	3	0	26	110	9	1	3238
	City of Rancho Mirage	1	31	1	703	0	0	1	91	1	0	1	17	0	0	847
	Riverside County Unincorporated Area	0	2	0	15	0	1	0	2	0	0	0	24	0	1	45
	Riverside Unit	0	1	0	0	0	0	0	0	0	0	0	0	0	0	1
	Total	5	313	7	3195	1	13	8	396	4	0	27	152	9	2	4132
79 - Coachella	City of Coachella	2	115	5	1280	2	61	5	39	17	0	31	147	30	25	1759
	Riverside County Unincorporated Area	0	4	0	53	0	3	0	3	0	0	3	15	4	0	85
	Riverside Unit	0	0	0	0	0	1	0	0	0	0	0	0	2	1	4

Riverside County Fire Department/ CAL FIRE

		Com Fire	False Alarm	Haz Mat	Medical	Multi-Fam Dwelling Fire	Other Fire	Other Misc	Public Service Assist	Res Fire	Rescue	Standby	Traffic Collision	Vehicle Fire	Wildland Fire	Total
79 - Coachella	Total	2	119	5	1333	2	65	5	42	17	0	34	162	36	26	1848
80 - Del Webb (Indio Stn # 4)	City of Indio	1	34	3	402	0	5	1	50	0	0	16	57	9	8	586
	Riverside County Unincorporated Area	0	2	0	3	0	0	0	0	0	0	0	11	1	0	17
	Riverside Unit	0	2	0	0	0	0	0	0	0	0	0	0	0	0	2
	Total	1	38	3	405	0	5	1	50	0	0	16	68	10	8	605
81 - North Bermuda Dunes	City of Indio	0	12	0	21	0	2	0	3	0	0	0	12	3	0	53
	City of Palm Desert	1	23	3	316	2	6	0	30	1	0	6	24	1	0	413
	Riverside County Unincorporated Area	0	69	5	1364	2	8	6	299	3	0	16	88	3	2	1865
	Riverside Unit	0	17	0	0	0	1	0	0	0	0	0	0	1	0	19
	Total	1	121	8	1701	4	17	6	332	4	0	22	124	8	2	2350
86 - Indio # 1	City of Coachella	0	24	1	251	0	6	0	16	2	0	6	34	5	2	347
	City of Indio	6	208	2	2109	2	36	11	131	10	1	28	114	20	9	2687
	Riverside County Unincorporated Area	0	4	0	58	0	5	1	1	1	0	0	12	1	1	84
	Riverside Unit	0	0	0	0	0	0	0	0	0	0	0	0	0	1	1
	Total	6	236	3	2418	2	47	12	148	13	1	34	160	26	13	3119
87 - Indio # 2	City of Coachella	0	7	0	69	0	2	0	0	1	0	3	26	6	2	116
	City of Indio	5	83	1	660	0	11	3	45	9	1	16	88	10	5	937
	Riverside County Unincorporated Area	0	13	1	141	0	8	1	2	0	0	3	36	12	4	221
	Riverside Unit	0	1	0	0	0	1	0	0	0	0	0	0	0	2	4
	Total	5	104	2	870	0	22	4	47	10	1	22	150	28	13	1278
88 - Indio # 3	City of Indio	1	146	4	1238	4	20	9	105	7	0	23	112	9	3	1681
	City of La Quinta	0	19	0	172	0	0	1	10	0	0	2	17	0	0	221
	Riverside County Unincorporated Area	0	2	1	89	0	1	0	14	0	0	6	7	1	1	122
	Total	1	167	5	1499	4	21	10	129	7	0	31	136	10	4	2024
93 - La Quinta North	City of Indian Wells	0	10	0	93	0	0	1	41	0	0	3	10	0	0	158
	City of Indio	0	26	1	189	0	1	2	34	0	0	3	25	3	1	285
	City of La Quinta	1	98	1	799	0	3	1	59	4	0	13	89	3	1	1072
	City of Palm Desert	0	6	1	100	0	0	0	9	0	0	0	3	0	0	119
	Riverside County Unincorporated Area	0	23	0	177	0	0	0	21	0	0	5	15	1	0	242
	Riverside Unit	0	3	0	0	0	1	0	0	0	0	0	0	0	0	4
	Total	1	166	3	1358	0	5	4	164	4	0	24	142	7	2	1880
Total		41	2704	80	23024	16	403	183	2316	135	7	443	1991	224	160	31727

Riverside County Fire Department/ CAL FIRE

MARION ASHLEY - SUPERVISORIAL DISTRICT 05

		Com Fire	False Alarm	Haz Mat	Medical	Multi-Fam Dwelling Fire	Other Fire	Other Misc	Public Service Assist	Res Fire	Rescue	Standby	Traffic Collision	Vehicle Fire	Wildland Fire	Total
01 - Perris	City of Menifee	0	0	0	4	0	0	0	0	0	0	0	2	0	0	6
	City of Perris	4	179	9	2218	0	26	127	112	10	1	42	225	14	23	2990
	Riverside County Unincorporated Area	0	11	0	146	0	3	1	4	0	0	7	15	2	0	189
	Riverside Unit	0	7	0	0	0	3	0	0	2	0	0	0	0	0	12
	Total	4	197	9	2368	0	32	128	116	12	1	49	242	16	23	3197
02 - Sunnymead	City of Moreno Valley	1	174	6	2802	1	26	1	115	25	0	41	184	8	2	3386
	Total	1	174	6	2802	1	26	1	115	25	0	41	184	8	2	3386
03 - Nuview	City of Perris	0	1	0	6	0	0	0	0	0	0	0	3	2	0	12
	Riverside County Unincorporated Area	0	37	3	446	0	8	4	22	3	0	24	38	4	6	595
	Riverside Unit	0	18	0	0	0	6	0	0	0	0	0	0	3	3	30
	Total	0	56	3	452	0	14	4	22	3	0	24	41	9	9	637
04 - Cajalco	Riverside County Unincorporated Area	0	0	0	6	0	0	0	0	0	0	0	0	0	0	6
	Total	0	0	0	6	0	0	0	0	0	0	0	0	0	0	6
05 - Quail Valley	City of Menifee	0	0	0	1	0	0	0	0	0	0	0	1	0	0	2
	City of Perris	0	6	0	89	0	1	0	0	0	0	2	3	0	0	101
	Total	0	6	0	90	0	1	0	0	0	0	2	4	0	0	103
06 - Edgemont FS	City of Moreno Valley	1	214	9	2732	8	36	6	104	11	0	44	220	12	9	3406
	City of Riverside	0	1	0	1	0	0	0	0	0	0	0	2	0	0	4
	Riverside County Unincorporated Area	0	4	1	32	0	2	0	4	0	0	0	66	2	0	111
	Riverside Unit	0	2	0	0	0	1	0	0	0	0	0	0	0	0	3
	Total	1	221	10	2765	8	39	6	108	11	0	44	288	14	9	3524
07 - Sun City	City of Menifee	0	5	0	69	0	2	0	1	0	0	1	10	1	0	89
	City of Perris	0	6	3	45	0	3	0	2	0	0	5	50	3	1	118
	Total	0	11	3	114	0	5	0	3	0	0	6	60	4	1	207
09 - Goodmeadow	City of Perris	0	1	0	1	0	0	0	0	0	0	0	2	0	0	4
	Riverside County Unincorporated Area	0	2	1	439	0	1	6	19	0	0	23	37	0	1	529
	Riverside Unit	0	27	0	0	0	35	0	0	8	0	0	0	8	14	92
	Total	0	30	1	440	0	36	6	19	8	0	23	39	8	15	625
10 - Elsinore	City of Lake Elsinore	0	0	0	1	0	0	0	0	0	0	0	0	0	0	1
	Riverside County Unincorporated Area	0	0	0	149	0	0	1	12	0	0	1	3	0	0	166
	Riverside Unit	1	9	0	0	0	2	0	0	0	0	0	0	1	2	15
	Total	1	9	0	150	0	2	1	12	0	0	1	3	1	2	182
19 - Highgrove	Riverside County Unincorporated Area	1	14	1	279	0	3	2	7	0	0	14	29	2	4	356
	Riverside Unit	0	3	0	0	0	1	0	0	0	0	0	0	0	0	4
	Total	1	17	1	279	0	4	2	7	0	0	14	29	2	4	360
20 - Beaumont	City of Banning	2	67	3	1879	0	17	3	188	3	0	19	75	5	4	2265
	City of Beaumont	1	61	1	608	0	10	6	66	2	0	16	50	4	4	829
	Riverside County Unincorporated Area	0	1	0	32	0	0	0	5	0	0	4	5	0	0	47
	Riverside Unit	0	1	0	0	0	1	0	0	0	0	0	0	1	2	5
	Total	3	130	4	2519	0	28	9	259	5	0	39	130	10	10	3146
21 - Calimesa	City of Beaumont	0	7	0	69	0	0	1	2	2	0	3	9	0	0	93
	City of Calimesa	0	29	1	696	0	7	2	68	4	1	10	58	8	4	888
	Riverside County Unincorporated Area	0	0	0	3	0	1	0	0	0	0	0	0	0	0	4
	Riverside Unit	0	0	0	0	0	1	0	0	0	0	0	0	0	0	1

Riverside County Fire Department/ CAL FIRE

		Com Fire	False Alarm	Haz Mat	Medical	Multi-Fam Dwelling Fire	Other Fire	Other Misc	Public Service Assist	Res Fire	Rescue	Standby	Traffic Collision	Vehicle Fire	Wildland Fire	Total
21 - Calimesa	Total	0	36	1	768	0	9	3	70	6	1	13	67	8	4	986
22 - Cherry Valley	City of Beaumont	0	16	2	354	1	3	3	38	2	0	11	13	1	0	444
	City of Calimesa	0	2	0	60	0	0	0	4	0	0	2	2	1	0	71
	Riverside County Unincorporated Area	0	36	1	458	0	3	8	68	1	1	20	25	0	1	622
	Riverside Unit	0	20	0	0	0	3	0	0	1	0	0	0	2	5	31
	Total	0	74	3	872	1	9	11	110	4	1	33	40	4	6	1168
24 - Cabazon	City of Banning	0	4	0	4	0	2	0	0	0	0	0	12	3	1	26
	City of Palm Springs	0	0	0	0	0	2	0	0	0	0	0	0	0	1	3
	Riverside County Unincorporated Area	0	27	3	520	0	8	3	22	5	0	24	120	6	8	746
	Riverside Unit	0	29	0	0	0	6	0	0	4	0	0	0	6	15	60
	Total	0	60	3	524	0	18	3	22	9	0	24	132	15	25	835
34 - Winchester	Riverside County Unincorporated Area	0	0	0	1	0	0	0	0	0	0	0	0	0	0	1
Total	0	0	0	1	0	0	0	0	0	0	0	0	0	0	0	1
35 - Thousand Palms	Cathedral City	0	1	0	0	0	1	0	0	0	0	0	2	0	0	4
	City of Desert Hot Springs	0	1	0	2	0	0	0	0	0	0	1	1	0	0	5
	Total	0	2	0	2	0	1	0	0	0	0	1	3	0	0	9
36 - North Palm Springs	Cathedral City	0	0	0	0	0	0	0	0	0	0	0	1	0	0	1
	City of Desert Hot Springs	0	9	0	73	0	4	0	1	0	0	5	34	5	9	140
	City of Palm Springs	0	4	0	6	0	7	1	0	0	0	0	7	0	1	26
	Riverside County Unincorporated Area	0	23	0	203	0	12	0	13	1	0	26	105	9	12	404
	Riverside Unit	0	9	0	0	0	8	0	0	1	0	0	0	4	11	33
	Total	0	45	0	282	0	31	1	14	2	0	31	147	18	33	604
37 - Desert Hot Springs	Cathedral City	0	0	0	2	0	0	0	1	0	0	0	5	1	0	9
	City of Desert Hot Springs	3	227	6	3047	5	69	5	156	14	1	56	111	13	14	3727
	Riverside County Unincorporated Area	1	15	1	301	0	6	2	19	2	0	9	21	2	3	382
	Riverside Unit	0	4	0	0	0	3	0	0	1	0	0	0	1	0	9
	Total	4	246	7	3350	5	78	7	176	17	1	65	137	17	17	4127
48 - Sunnymead Ranch	City of Moreno Valley	2	79	2	1032	0	12	1	37	7	1	13	64	4	4	1258
	Riverside County Unincorporated Area	0	0	0	39	0	0	1	2	0	0	0	33	0	0	75
	Riverside Unit	0	4	0	0	0	1	0	0	1	0	0	0	3	0	9
	Total	2	83	2	1071	0	13	2	39	8	1	13	97	7	4	1342
54 - Homeland	City of Menifee	0	20	3	200	0	5	0	14	1	0	6	27	7	1	284
	City of Perris	0	0	0	1	0	0	0	0	1	0	0	0	1	0	3
	Riverside County Unincorporated Area	0	40	2	631	0	8	1	44	6	0	17	37	7	3	796
	Riverside Unit	0	23	0	0	0	11	0	0	1	0	0	0	5	2	42
	Total	0	83	5	832	0	24	1	58	9	0	23	64	20	6	1125
56 - Sky Valley	Riverside County Unincorporated Area	0	7	0	49	0	2	0	0	0	0	1	10	0	2	71
	Total	0	7	0	49	0	2	0	0	0	0	1	10	0	2	71
58 - Moreno	City of Moreno Valley	0	70	5	682	1	7	4	51	4	1	13	109	8	2	957
	Riverside County Unincorporated Area	0	0	1	32	0	0	0	1	0	1	5	49	0	0	89
	Riverside Unit	0	8	0	0	0	6	0	0	1	0	0	0	2	3	20
	Total	0	78	6	714	1	13	4	52	5	2	18	158	10	5	1066
59 - Mead Valley	City of Perris	0	7	0	15	0	3	0	0	1	0	4	4	1	0	35
	Riverside County Unincorporated Area	0	3	0	78	0	1	0	3	0	0	9	46	3	3	146
	Riverside Unit	0	6	0	0	0	5	0	0	1	0	0	0	0	1	13
	Total	0	16	0	93	0	9	0	3	2	0	13	50	4	4	194

Riverside County Fire Department/ CAL FIRE

		Com Fire	False Alarm	Haz Mat	Medical	Multi-Fam Dwelling Fire	Other Fire	Other Misc	Public Service Assist	Res Fire	Rescue	Standby	Traffic Collision	Vehicle Fire	Wildland Fire	Total
60 - Canyon Lake	City of Lake Elsinore	0	0	0	4	0	0	1	0	0	0	0	0	0	0	5
	Riverside County Unincorporated Area	0	0	0	151	0	0	0	10	0	0	8	16	0	0	185
	Riverside Unit	0	8	0	0	0	5	0	0	0	0	0	0	0	4	17
	Total	0	8	0	155	0	5	1	10	0	0	8	16	0	4	207
63 - Poppet Flats	Riverside County Unincorporated Area	0	2	0	11	0	0	0	1	0	0	2	9	0	4	29
	Riverside Unit	0	0	0	0	0	0	0	0	0	0	0	0	0	1	1
	Total	0	2	0	11	0	0	0	1	0	0	2	9	0	5	30
65 - Kennedy Park	City of Moreno Valley	1	173	6	2370	0	25	6	72	15	0	46	187	14	1	2916
	March Air Reserve Base	0	0	0	11	0	0	0	0	0	0	0	0	0	0	11
	Riverside County Unincorporated Area	0	6	0	51	0	0	0	1	0	0	0	2	0	0	60
	Riverside Unit	0	1	0	0	0	0	0	0	0	0	0	0	0	0	1
	Total	1	180	6	2432	0	25	6	73	15	0	46	189	14	1	2988
66 - Beaumont City	City of Banning	0	0	0	0	0	0	0	0	0	0	0	6	1	1	8
	City of Beaumont	0	117	4	1165	3	17	11	53	7	0	26	155	9	11	1578
	City of Calimesa	0	3	0	5	0	0	0	0	0	1	0	14	0	1	24
	Riverside County Unincorporated Area	0	0	2	33	0	0	1	0	0	0	1	65	0	0	102
	Riverside Unit	0	5	0	0	0	1	0	0	0	0	0	0	0	2	8
	Total	0	125	6	1203	3	18	12	53	7	1	27	240	10	15	1720
78 - San Jacinto # 2	Riverside County Unincorporated Area	0	1	0	11	0	0	0	0	0	2	0	56	1	1	72
	Riverside Unit	0	1	0	0	0	1	0	0	0	0	0	0	1	2	5
	Total	0	2	0	11	0	1	0	0	0	2	0	56	2	3	77
89 - Banning	City of Banning	3	93	4	1405	1	36	6	95	11	0	36	99	6	24	1819
	Riverside County Unincorporated Area	0	1	2	195	0	0	1	3	0	0	2	24	0	1	229
	Riverside Unit	0	4	0	0	0	1	0	0	0	0	0	0	1	3	9
	Total	3	98	6	1600	1	37	7	98	11	0	38	123	7	28	2057
90 - North Perris	City of Perris	2	143	5	1684	0	32	2	60	23	0	32	144	12	13	2152
	Riverside County Unincorporated Area	0	10	0	100	0	3	1	3	0	0	0	14	1	2	134
	Riverside Unit	0	4	0	0	0	3	0	0	0	0	0	0	1	0	8
	Total	2	157	5	1784	0	38	3	63	23	0	32	158	14	15	2294
91 - College Park	City of Moreno Valley	1	299	6	1981	1	24	5	71	16	2	21	138	11	9	2585
	City of Perris	0	1	0	26	0	0	0	0	0	0	1	1	0	0	29
	Riverside County Unincorporated Area	0	0	0	30	0	0	0	0	0	0	0	1	0	0	31
	Riverside Unit	0	0	0	0	0	1	0	0	0	0	0	0	0	0	1
	Total	1	300	6	2037	1	25	5	71	16	2	22	140	11	9	2646
99 - Morrison	City of Moreno Valley	1	15	1	218	0	1	1	4	1	0	0	19	2	0	263
	Total	1	15	1	218	0	1	1	4	1	0	0	19	2	0	263
278 - Morongo # 1	Morongo Band of Mission Indians	5	32	0	423	0	26	1	10	0	1	12	13	2	3	528
	Total	5	32	0	423	0	26	1	10	0	1	12	13	2	3	528
Total		30	2500	94	30417	21	570	225	1588	199	13	665	2888	237	264	39711

Riverside County Fire Department/ CAL FIRE

NOT TIED TO A DISTRICT (I.E. PALO VERDE OR OTHER NON RVC DISTRICT AREAS)

		Com Fire	False Alarm	Medical	Multi-Fam Dwelling Fire	Other Fire	Other Misc	Public Service Assist	Res Fire	Rescue	Standby	Traffic Collision	Vehicle Fire	Wildland Fire	Total
00 - Out of Jurisdiction Calls		0	0	0	0	0	1	0	0	0	0	0	0	5	6
	City of Indio	0	0	1	0	0	0	0	0	0	0	0	0	0	1
	Out of Jurisdiction Call	0	0	3	0	3	38	0	0	0	0	0	0	138	182
	Riverside County Unincorporated Area	0	0	0	0	0	0	0	0	0	0	0	0	1	1
	San Bernardino Forest	0	0	0	0	0	0	0	0	0	0	0	0	1	1
Total	0	0	4	0	3	39	0	0	0	0	0	0	0	145	191
12 - Temecula	Out of Jurisdiction Call	0	0	1	0	0	0	0	0	0	0	1	0	3	5
	Total	0	0	1	0	0	0	0	0	0	0	1	0	3	5
14 - Corona	Out of Jurisdiction Call	0	1	0	0	2	0	0	0	0	0	0	0	1	4
	Total	0	1	0	0	2	0	0	0	0	0	0	0	1	4
17 - Glen Avon	Out of Jurisdiction Call	0	0	0	0	2	0	1	0	0	0	10	0	0	13
	Total	0	0	0	0	2	0	1	0	0	0	10	0	0	13
19 - Highgrove	Out of Jurisdiction Call	0	0	7	0	4	6	1	0	0	0	2	0	0	20
	Total	0	0	7	0	4	6	1	0	0	0	2	0	0	20
21 - Calimesa	Out of Jurisdiction Call	6	12	426	1	21	3	12	17	0	2	41	8	14	563
	Total	6	12	426	1	21	3	12	17	0	2	41	8	14	563
22 - Cherry Valley	Out of Jurisdiction Call	0	0	26	0	2	1	0	0	0	0	6	1	2	38
	Total	0	0	26	0	2	1	0	0	0	0	6	1	2	38
27 - East Vale	Out of Jurisdiction Call	0	0	0	0	1	0	0	0	0	1	0	0	1	3
	Total	0	0	0	0	1	0	0	0	0	1	0	0	1	3
36 - North Palm	Out of Jurisdiction Call	1	2	0	0	9	5	0	5	0	0	6	3	8	39
	Total	1	2	0	0	9	5	0	5	0	0	6	3	8	39
38 - Rubidoux	Out of Jurisdiction Call	0	0	1	0	0	0	0	0	0	0	0	0	1	2
	Total	0	0	1	0	0	0	0	0	0	0	0	0	1	2
41 - North Shore	Out of Jurisdiction Call	0	0	0	0	1	0	0	0	0	0	0	0	0	1
	Total	0	0	0	0	1	0	0	0	0	0	0	0	0	1
42 - Oasis	Out of Jurisdiction Call	0	0	1	0	0	0	1	0	0	0	0	0	1	3
	Total	0	0	1	0	0	0	1	0	0	0	0	0	1	3
43 - Blythe	Out of Jurisdiction Call	0	0	0	0	1	0	0	0	0	0	0	0	0	1
	Total	0	0	0	0	1	0	0	0	0	0	0	0	0	1
44 - Ripley	Out of Jurisdiction Call	0	2	38	0	7	0	2	1	0	1	8	0	1	60
	Total	0	2	38	0	7	0	2	1	0	1	8	0	1	60
48 - Sunnymead	Out of Jurisdiction Call	0	0	2	0	0	0	0	0	0	0	0	0	0	2
	Total	0	0	2	0	0	0	0	0	0	0	0	0	0	2
49 - Lake Tamarisk	Out of Jurisdiction Call	0	0	0	0	0	0	0	0	1	0	2	0	0	3
	Total	0	0	0	0	0	0	0	0	1	0	2	0	0	3
51 - El Cariso	Out of Jurisdiction Call	0	0	2	0	0	0	1	0	2	0	2	0	0	7
	Total	0	0	2	0	0	0	1	0	2	0	2	0	0	7
52 - Cottonwood	Out of Jurisdiction Call	0	0	0	0	0	1	0	0	0	0	0	0	3	4
	Total	0	0	0	0	0	1	0	0	0	0	0	0	3	4
58 - Moreno	Out of Jurisdiction Call	0	0	0	0	0	0	0	0	0	0	0	0	2	2
	Total	0	0	0	0	0	0	0	0	0	0	0	0	2	2
64 - Sycamore	Out of Jurisdiction Call	0	0	0	0	1	0	0	0	0	0	0	0	1	2
	Total	0	0	0	0	1	0	0	0	0	0	0	0	1	2

Riverside County Fire Department/ CAL FIRE

		Com Fire	False Alarm	Medical	Multi-Fam Dwelling Fire	Other Fire	Other Misc	Public Service Assist	Res Fire	Rescue	Standby	Traffic Collision	Vehicle Fire	Wildland Fire	Total
75 - Bear Creek	Out of Jurisdiction Call	0	0	0	0	2	0	0	0	0	0	0	0	4	6
	Total	0	0	0	0	2	0	0	0	0	0	0	0	4	6
92 - Wolf Creek	Out of Jurisdiction Call	0	0	0	0	0	0	0	0	0	0	0	0	1	1
	Total	0	0	0	0	0	0	0	0	0	0	0	0	1	1
177 - Pechanga # 1	Out of Jurisdiction Call	0	0	0	0	1	0	0	0	0	0	0	0	1	2
	Total	0	0	0	0	1	0	0	0	0	0	0	0	1	2
277 - Pechanga # 2	Out of Jurisdiction Call	0	0	0	0	0	0	1	0	0	1	9	0	1	12
	Total	0	0	0	0	0	0	1	0	0	1	9	0	1	12
Total		7	17	508	1	57	55	19	23	3	5	87	12	190	984